



OKLAHOMA STATE BASKETBALL

GAME CENTER

Opponent: Arkansas (16-4, 5-3 SEC)
Date/Tipoff: Jan. 28, 2017 / 3 p.m. Central
Series: OSU leads 36-14 • In Stillwater: OSU leads 13-4
Tickets: okstate.com/tickets or 877-ALL-4-OSU
TV: ESPNU (Mark Neely & Mark Plansky)
Radio: Cowboy Radio Network (Dave Hunziker & John Holcomb)
Satellite Radio: Sirius 84, XM 84
Internet Radio: http://okla.st/osutunein
Live Stats: okstate.statbroadcast.com

TEAM STATS/NCAA RANKING

Category	NCAA Rank	Value	NCAA Rank	Value
Scoring Offense	8	87.9	31	81.5
Scoring Defense	316	79.2	206	73.1
Scoring Margin	58	8.7	63	8.4
Field-Goal Percentage	91	46.4	92	46.4
Field-Goal Percentage Defense	304	46.7	94	41.7
Three-Point Field-Goal Percentage	20	39.6	80	37.4
Free-Throw Percentage	25	76.2	32	75.5
Rebound Margin	102	3.1	103	3
Assists Per Game	130	14.4	95	15.1
Blocked Shots Per Game	149	3.5	46	4.9
Steals Per Game	13	8.7	68	7.3
Turnover Margin	41	2.8	115	1.2
Free Throws Made	4	409	24	375
Offensive Rebounds	9	14.4	74	12.1
Turnovers Forced	8	17.15	189	13.35

OKLAHOMA STATE SCHEDULE/RESULTS

Date	Opponent	Time/Result	TV
Nov. 1	Pitt State (Exhibition)	W 117-64	FSSW+
Nov. 11	Campbell	W 102-65	Fox College
Nov. 14	Central Arkansas	W 102-90	FSSW+
Nov. 16	New Orleans	W 117-72	FSSW+
Nov. 21	vs. UConn #	W 98-90	ESPNU
Nov. 22	vs. 4/4 North Carolina #	L 75-107	ESPN
Nov. 23	vs. Georgetown #	W 97-70	ESPN2
Nov. 30	Rogers State	W 101-85	FSSW+
Dec. 3	at RV/22 Maryland	L 70-71	Big Ten
Dec. 10	at Tulsa	W 71-67	CBSSN
Dec. 14	Arkansas-Pine Bluff	W 102-66	ESPNU
Dec. 17	at Wichita State	W 93-76	ESPN3
Dec. 22	Texas A&M-CC	W 92-70	FSOK
Dec. 30	11/12 West Virginia *	L 75-92	ESPN2
Jan. 4	at Texas *	L 79-82	LHN
Jan. 7	at 2/3 Baylor *	L 57-61	ESPNews
Jan. 11	Iowa State *	L 86-96	ESPNU
Jan. 14	at 2/2 Kansas *	L 80-87	ESPN2
Jan. 18	Kansas State *	L 88-96	ESPNU
Jan. 21	at Texas Tech *	W 83-64	ESPNU
Jan. 23	TCU *	W 89-76	ESPNU
Jan. 28	Arkansas %	3 p.m.	ESPNU
Jan. 30	at Oklahoma *	8 p.m.	ESPN
Feb. 4	at West Virginia *	4 p.m.	ESPNU
Feb. 8	Baylor *	6 p.m.	ESPNU
Feb. 11	Texas *	3 p.m.	ESPN / 2
Feb. 15	at TCU *	8 p.m.	ESPNU
Feb. 18	Oklahoma *	7 p.m.	ESPNU
Feb. 22	at Kansas State *	8 p.m.	ESPNU
Feb. 25	Texas Tech *	1 p.m.	ESPNU
Feb. 28	at Iowa State *	8 p.m.	ESPN2
March 4	Kansas *	5 p.m.	ESPN / 2

March 8-11 Phillips 66 Big 12 Championship (Kansas City)

Maui Jim Maui Invitational (Lahaina Civic Center)

* Big 12 Conference game | % Big 12/SEC Challenge

GAME 21 ► JAN. 28, 2017 ► 3 P.M. CENTRAL ► GALLAGHER-IBA ARENA (13,611)



OKLAHOMA STATE

(12-8, 2-6 Big 12) ► Head Coach: Brad Underwood (1st year)



ARKANSAS

(16-4, 5-3 SEC) ► Head Coach: Mike Anderson (6th year)



OKLAHOMA STATE PROBABLE STARTERS



Point Guard

1 Jawun Evans | 6-1 | 185 | So. | Dallas, Texas

Min.	PPG	RPG	APG	BPG	SPG	FG%	3FG%	FT%
26.7	18.2	2.5	5.4	0.2	2.1	43.7	42.6	80.2

► 2nd in the Big 12 in scoring and assists, 4th in steals ... Naismith Trophy & Cousy Award watch lists.



Guard

13 Phil Forte III | 5-11 | 195 | R-Sr. | Flower Mound, Texas

Min.	PPG	RPG	APG	BPG	SPG	FG%	3FG%	FT%
30.0	13.9	2.5	1.4	0.1	1.3	41.0	40.3	93.8

► 3 3-pointers from tying OSU career record ... 2nd in NCAA in free throw % ... 1,584 career pts.



Guard

30 Jeffrey Carroll | 6-6 | 215 | R-Jr. | Rowlett, Texas

Min.	PPG	RPG	APG	BPG	SPG	FG%	3FG%	FT%
27.5	17.7	7.3	1.3	0.2	0.9	58.7	50.0	75.2

► Averaging 19.9 ppg, 7.4 rpg on 64.0 3fg% in Big 12 play ... Hit 12 of his last 13 3-point attempts.



Forward

23 Leyton Hammonds | 6-8 | 215 | Sr. | North Richland Hills, Texas

Min.	PPG	RPG	APG	BPG	SPG	FG%	3FG%	FT%
21.1	7.4	5.1	0.8	0.5	0.6	39.5	28.8	84.8

► 107 career appearances ... 5 double-digit games in 16-17 ... Only player to start every game.



Forward

41 Mitchell Solomon | 6-9 | 245 | Jr. | Bibxy, Okla.

Min.	PPG	RPG	APG	BPG	SPG	FG%	3FG%	FT%
17.6	5.5	4.6	0.7	1.1	0.3	57.4	0.0	75.5

► Averaging 7.4 ppg, 59.4 fg% in Big 12 play ... 13 straight free throw makes ... 83 career apps.

COWBOY RESERVES

No.	Name	Pos	Ht	Wt	Class	Hometown	Points	Reb	Other
0	Brandon Averette	PG	5-11	175	Fr.	Richardson, Texas	5.7	1.7	1.9 apg
4	Thomas Dziagwa	G	6-4	180	Fr.	Temple Terrace, Fla.	4.8	0.7	44.2 3fg%
5	Tavarius Shine	G/SF	6-6	200	Jr.	Irving, Texas	4.5	1.7	1.2 spg
12	Cameron McGriff	F	6-7	210	Fr.	Grand Prairie, Texas	4.4	3.3	37.5 3fg%
14	Lucas N'Guessan	F/C	7-0	215	Fr.	De Lier, The Netherlands	2.8	2.3	69.7 fg%
21	Lindy Waters III	G	6-6	200	Fr.	Norman, Okla.	6.2	2.1	1.1 apg
24	Davon Dillard	G/SF	6-5	215	So.	Gary, Ind.	3.7	2.8	47.2 fg%
32	Tyler Underwood	G	6-2	160	R-Fr.	Stillwater, Okla.	0.9	0.1	50.0 3fg%
33	Trey Reeves	F	6-4	215	Fr.	Gans, Okla.	0.0	0.3	10 mins
34	Will Lienhard	F	6-8	245	Fr.	Oklahoma City	0.2	1.0	0.3 bpg

ARKANSAS PROBABLE STARTERS

No.	Name	Pos	Ht	Wt	Class	Hometown	Points	Reb	Other
31	Anton Beard	G	6-0	198	Jr.	North Little Rock, Ark.	9.5	2.4	2.2 apg
4	Daryl Macon	G	6-3	185	Jr.	Little Rock, Ark.	14.0	3.2	2.4 apg
0	Jaylen Barford	G	6-3	202	Jr.	Jackson, Tenn.	10.5	3.6	1.9 apg
5	Arlando Cook	F	6-8	215	Jr.	St. Louis, Mo.	3.8	2.6	45.2 fg%
33	Moses Kingsley	F	6-10	230	Sr.	Abuja, Nigeria	12.2	8.2	2.5 bpg



COACH CAPSULE/ROSTER/MEDIA CALENDAR

HEAD COACH BRAD UNDERWOOD

First season | Kansas State, 1986



► Tied for the 10th fastest coach to ever reach 100 career wins. Underwood reached the century mark in just 122 career games.

► Arrived at OSU with an 89-14 career record, which tied Brad Stevens (Butler) for the most wins by a head coach after three seasons in college basketball history.

► Piled up a 53-1 conference record and a pair of NCAA Tournament victories in his three seasons as head coach at Stephen F. Austin.

► Underwood is the only three-time Southland Conference Coach of the Year award winner. He also produced three Southland Most Valuable Players and was named the 2014 Joe B. Hall Award winner, given to the nation's top first-year head coach.

DIVISION I HEAD COACHING CAREER

Year	School	Record
2016-17	Oklahoma State	12-8
2015-16	Stephen F. Austin *	28-6
2014-15	Stephen F. Austin *	29-5
2013-14	Stephen F. Austin *	32-3
Career Totals	4th season	101-22

* NCAA Tournament Appearance

PREVIOUS COACHING EXPERIENCE

Year	School	Role
2012-13	South Carolina	Assoc. HC
2011-12	Kansas State	Assoc. HC
2007-11	Kansas State	Asst. Coach
2006-07	Kansas State	Dir. of Ops
2003-06	Daytona Beach CC	Head Coach
1992-03	Western Illinois	Asst. Coach
1988-92	Dodge City CC	Head Coach
1986-87	Hardin-Simmons	Grad. Asst.

COACHING ACCOLADES & AWARDS

- 2016 Southland Conference Coach of the Year
- 2016 NABC District 23 Coach of the Year
- 2015 Southland Conference Coach of the Year
- 2015 NABC District 23 Coach of the Year
- 2014 Joe B. Hall Award winner
- 2014 Southland Conference Coach of the Year
- 2014 NABC District 23 Coach of the Year

PLAYER ACCOLADES

- 2016 Southland Player of the Year: Thomas Walkup
- 2015 Southland Player of the Year: Thomas Walkup
- 2014 Southland Player of the Year: Jacob Parker

PERSONAL INFO

- Birthday: Dec. 14, 1963
- Spouse: Susan
- Children: Tyler, Katie & Ashley
- Degree: Radio & TV Communications

NUMERICAL ROSTER

No.	Name	Pos	Ht	Wt	Class	Hometown / Previous
0	Brandon Averette	PG	5-11	175	Fr.	Richardson, Texas / Richardson HS
1	Jawun Evans	PG	6-1	185	So.	Dallas, Texas / Kimball HS
4	Thomas Dziagwa	G	6-4	180	Fr.	Temple Terrace, Fla. / Tampa Catholic HS
5	Tavarius Shine	G/SF	6-6	200	Jr.	Irving, Texas / MacArthur HS (Fork Union Military)
12	Cameron McGriff	SF	6-7	210	Fr.	Grand Prairie, Texas / South Grand Prairie HS
13	Phil Forte, III	G	5-11	195	Sr.	Flower Mound, Texas / Marcus HS
14	Lucas N'Guessan	F/C	7-0	215	Fr.	De Lier, Netherlands / Canarias Academy
21	Lindy Waters, III	G	6-6	200	Fr.	Norman, Okla. / Norman North HS
23	Leyton Hammonds	SF	6-8	215	Sr.	North Richland Hills, Texas / Richland HS
24	Davon Dillard	G/SF	6-5	215	So.	Gary, Ind. / Our Savior New American School
30	Jeffrey Carroll	G/SF	6-6	215	R-Jr.	Rowlett, Texas / Rowlett HS
32	Tyler Underwood	G	6-2	160	R-Fr.	Stillwater, Okla. / Nacogdoches HS (SFA)
33	Trey Reeves	F	6-4	215	Fr.	Gans, Okla. / Muldrow HS
34	Will Lienhard	F	6-7	255	So.	Oklahoma City / Bishop McGuinness HS
41	Mitchell Solomon	F	6-9	245	Jr.	Bixby, Okla. / Bixby HS

ALPHABETICAL ROSTER

No.	Name	Pos	Ht	Wt	Class	Hometown / Previous
0	Brandon Averette	PG	5-11	175	Fr.	Richardson, Texas / Richardson HS
30	Jeffrey Carroll	G/SF	6-6	215	R-Jr.	Rowlett, Texas / Rowlett HS
24	Davon Dillard	G/SF	6-5	215	So.	Gary, Ind. / Our Savior New American School
4	Thomas Dziagwa	G	6-4	180	Fr.	Temple Terrace, Fla. / Tampa Catholic HS
1	Jawun Evans	PG	6-1	185	So.	Dallas, Texas / Kimball HS
13	Phil Forte, III	G	5-11	195	Sr.	Flower Mound, Texas / Marcus HS
23	Leyton Hammonds	SF	6-8	215	Sr.	North Richland Hills, Texas / Richland HS
34	Will Lienhard	F	6-7	255	So.	Oklahoma City, Okla. / Bishop McGuinness HS
12	Cameron McGriff	SF	6-7	210	Fr.	Grand Prairie, Texas / South Grand Prairie HS
14	Lucas N'Guessan	F/C	7-0	215	Fr.	De Lier, Netherlands / Canarias Academy
33	Trey Reeves	F	6-4	215	Fr.	Gans, Okla. / Muldrow HS
5	Tavarius Shine	G/SF	6-6	200	Jr.	Irving, Texas / MacArthur HS (Fork Union Military)
41	Mitchell Solomon	F	6-9	245	Jr.	Bixby, Okla. / Bixby HS
32	Tyler Underwood	G	6-2	160	R-Fr.	Stillwater, Okla. / Nacogdoches HS (SFA)
21	Lindy Waters, III	G	6-6	200	Fr.	Norman, Okla. / Norman North HS

COACHES

Head Coach: Brad Underwood, 1st season (Kansas State, '86)
 Assistant Coach / Recruiting Coordinator: Lamont Evans, 1st season (Kansas State, '09)
 Assistant Coach: Mike Boynton, 1st season (South Carolina, '03)
 Assistant Coach: Danny Henderson, 1st Season (Austin College, '84)
 Assistant AD/Basketball: Joseph Biggs, 11th season (Ottawa, '97)
 Director of Player Development: Stephen Gentry, 1st season (Gonzaga, '06)
 Video Coordinator: Patrick Shulte, 1st season (Kansas State, '13)
 Strength & Conditioning Coach: Jake Manzelmann, 11th season (Northeastern State, '00)
 Athletic Trainer: Steve Condon, 1st season (Northwest Missouri State, '75)
 Assistant Director of Player Development: Keiton Page, 5th season (Oklahoma State, '12)

PRONUNCIATIONS

0	Brandon Averette	AA-vur-ette
1	Jawun Evans	JUH-won
4	Thomas Dziagwa	DZZ-awg-wuh
5	Tavarius Shine	tuh-VAR-iss
13	Phil Forte III	FORE-tay
14	Lucas N'Guessan	guess-ON
24	Davon Dillard	DUH-von
34	Will Lienhard	lynn-HARD

WEEKLY MEDIA CALENDAR

16 Monday	17 Tuesday	18 Wednesday	19 Thursday	20 Friday	21 Saturday	22 Sunday
6 p.m. vs. TCU	Off Day	1:30 p.m. Practice	10:16 a.m. Big 12 Media Teleconference	1:30 p.m. Practice	3 p.m. vs. Arkansas	1:30 p.m. Practice
TV: ESPN			2 p.m. Media Availability		TV: ESPN	5:30 p.m. Depart for Norman
			2:30 p.m. Practice			

COMMUNICATIONS CONTACT: STEPHEN HOWARD

Email: stephen.howard@okstate.edu ► Office: 405-744-7756 ► Cell: 817-793-5199 ► Twitter: @showardsid



GAME NOTES

THE BASICS

► After five straight close losses in Big 12 play, a shift in defensive philosophy has resulted in a two-game win streak for Oklahoma State (12-8, 2-6 Big 12) that has the Cowboys just three games out of third place with 10 conference games remaining. However, OSU will put all that aside on Saturday to play host to a surging Arkansas (16-4, 5-3 SEC) squad in the SEC/Big 12 Challenge. The Razorbacks have won four straight games, including Tuesday's comeback thriller at Vanderbilt. Saturday will also serve as OSU's Remember the Ten game, in which the Cowboys pay tribute to those tragically lost on Jan. 27, 2001.

ON THE AIR

► Oklahoma State and Arkansas will face off on ESPNU with Mark Neely and Mark Plansky on the call. This is the seventh of 13 scheduled appearance on ESPNU for the Cowboys this season. OSU is 4-2 on the network this season, and 33-30 all-time on the network, which hosted its inaugural broadcast at Gallagher-Iba Arena on March 5, 2005. As always, Dave Hunziker and John Holcomb will have the Cowboy Radio Network call from the historic white maple floor.

OKLAHOMA STATE SNAPSHOT



► A minor shift in defensive philosophy has been at the heart of OSU's two-game winning streak. According to KenPom, the Cowboys field the NCAA's fourth most efficient offense, but OSU had fallen short in five straight close Big 12 games (five of OSU's six Big 12 losses were one or two possession games in the final five minutes). After the tweak, OSU ended Texas Tech's 17-game homecourt win streak with an 83-64 route in Lubbock and followed it up with an 89-76 win over TCU in Stillwater. What's more, OSU never trailed in either game. Here's a look at OSU's numbers before and after the defensive change.

	PPG	PPG Def	FG%	FG%D	Reb Margin	Steals	Turn Margin	Paint	Paint Def
First 6 Big 12	77.5	85.7	44.6	50.0	-0.8	4.8	-3.7	33.5	40.3
Last 2 Games	86.0	70.0	54.5	41.5	+4.0	6.5	+1.0	34.0	23.0

► With the win at Texas Tech, **Brad Underwood** picked up his 100th career victory in his 122nd game, which tied him for the 10th fastest coach to reach the century mark in college basketball history. Underwood owns an 82.1 career win percentage, which is tops among all active coaches, and his 89 wins at Stephen F. Austin tied him with Brad Stevens of Butler for the most victories by any coach after three seasons. Underwood is also tied for the ninth-best win percentage by a fourth-year head coach.

► **Phil Forte III** has been on fire since Big 12 play began, and is on the verge of becoming Oklahoma State's all-time 3-point king. The senior currently ranks second with 296 career 3-pointers, and needs just three more to tie Keiton Page (299, 2009-12) for the school record. He also ranks 10th in school history with 1,584 career points. In Big 12 play, Forte leads all players with 3.1 three-pointers per game, and his clip of 50.0 percent ranks third behind his teammate Jeffrey Carroll (64.0) and Frank Mason (56.8). Forte is averaging 15.0 points per conference game, which ranks 12th in the league.

► Forte can become just the seventh player in Big 12 history to reach 300 career 3-pointers. The redshirt senior is currently eighth in Big 12 history in career 3-pointers attempted. At 296-of-757 (.391) from 3-point, Forte is third among all active players nationwide in career 3-pointers made.

► With 19 points against TCU, **Jeffrey Carroll** narrowly missed a chance to become the first OSU player with five straight 20-plus point performances since James Anderson in 2008-09. The redshirt junior has hit 12 of his last 13 attempts from 3-point, and now leads the Big 12 in field goal percentage (.611) and 3-point percentage (.640) in conference play. In the last five games, Carroll has scored 112 points on 56 field goal attempts. He is averaging 22.4 points and 8.2 rebounds on 64.3 percent shooting and an 87.1 percent clip from 3-point.

► Carroll joins Bryant "Big Country" Reeves as the only players in OSU history to increase their scoring average from single digits (9.9 ppg or less) in one season to 17 points or more the next. The redshirt junior averaged 8.2 points in 2015-16, and is up to 17.7 points in 2016-17. Carroll is the Big 12's only player ranked inside the league's top seven in scoring (3rd, 17.7 ppg), rebounding (7th, 7.3 rpg) and field goal percentage (4th, .587), and he has scored 20 points or more nine times this season.

► OSU fields one of the youngest and most inexperienced lineups in the country. Even with fifth-year senior Phil Forte and his 122 career games, OSU still ranks 279th nationally in experience according to KenPom. The Cowboys entered the 2016-17 with just 15 combined years of collegiate experience, and currently have just 253 collegiate starts on the roster. OSU's average age of 20.2 years is tied with Texas for the youngest in the Big 12.

IN THE POWER RANKINGS

Through games of Jan. 25	OSU	UA
AP/Coaches Polls	NR	NR
NCAA RPI	43	30
Ken Pomeroy	27	44
Jeff Sagarin	28	41



BIG 12 STANDINGS

(As of games on Jan. 25)

School	Big 12	Overall	Pct.
Baylor	7 - 1	19 - 1	.950
Kansas	7 - 1	18 - 2	.900
West Virginia	5 - 3	16 - 4	.800
Iowa State	5 - 3	13 - 6	.684
Kansas State	4 - 4	15 - 5	.750
TCU	3 - 5	14 - 6	.700
Texas Tech	3 - 5	14 - 6	.700
Oklahoma State	2 - 6	12 - 8	.600
Oklahoma	2 - 6	8 - 11	.421
Texas	2 - 6	8 - 12	.400

BIG 12 QUICK HITTERS

- The Big 12 has been the No. 1 conference in the RPI in four of the last seven years, including the last three in a row.
- Big 12 teams have a .600 record versus the ACC, Big East, Big Ten, Pac-12 and SEC - tied (Big East) for the best mark in the country.
- Overall, Big 12 teams boast an .822 non-conference winning percentage, which is the best of any league.
- Last year, the Big 12 was No. 1 in the RPI with three teams in the top 11 and seven in the top 50.

BIG 12 BASKETBALL THIS WEEK

SATURDAY, JAN. 28

Texas A&M at West Virginia, 11 a.m. - ESPN
 Florida at Oklahoma, 1 p.m. - ESPN
 LSU at Texas Tech, 1 p.m. - ESPNU
 Kansas State at Tennessee, 1 p.m. - ESPN2
 Arkansas at Oklahoma State, 3 p.m. - ESPNU
 Texas at Georgia, 3 p.m. - ESPN
 Iowa State at Vanderbilt, 3 p.m. - ESPN2
 Auburn at TCU, 5 p.m. - ESPNU
 Baylor at Mississippi, 5 p.m. - ESPN2
 Kansas at Kentucky, 5:15 p.m. - ESPN

MONDAY, JAN. 30

Oklahoma State at Oklahoma, 8 p.m. - ESPN

TUESDAY, JAN. 31

West Virginia at Iowa State, 8 p.m. - ESPN2

WEDNESDAY, FEB. 1

TCU at Kansas State, 6:30 p.m. - ESPNNews
 Texas Tech at Texas, 8 p.m. - ESPNU
 Baylor at Kansas, 8 p.m. - ESPN2

SATURDAY, FEB. 4


Iowa State at Kansas, TBD - TBD
 Texas at TCU, 12 p.m. - ESPNNews
 Kansas State at Baylor, 2 p.m. - ESPNNews
 Oklahoma State at West Virginia, 4 p.m. - ESPN2
 Oklahoma at Texas Tech, 6 p.m. - ESPN2

MONDAY, FEB. 6

Kansas at Kansas State, 8 p.m. - ESPN



GAME NOTES

 <h2>LAST MEETING</h2> <p>Dec. 20, 2003 Fayetteville, Ark.</p>	
OKLAHOMA STATE	73
ARKANSAS	58

QUICK HITTERS

- Tony Allen tallied 22 points and 10 rebounds to help give Eddie Sutton and the Cowboys a 73-58 win over Arkansas in Fayetteville.
- It marked Sutton's first trip back to Fayetteville, where Sutton coached for 11 seasons.
- Oklahoma State (6-1) broke open a close game by holding Arkansas (6-2) without a field goal for a 10-minute stretch that started in the first half and extended four minutes into the second.
- The Cowboys put together a 21-5 run in between baskets by Arkansas freshman Ronnie Brewer.
- Arkansas came out cold and shot 35 percent for the game, 29.2 in the first half, and Oklahoma State made it hard for the Razorbacks to get close to the basket. Arkansas' players didn't help themselves at the free-throw line either, making just 12 of 23 shots.
- On top of Allen's performance, OSU got a 13-rebound, 13-point performance from Ivan McFarlin, and a 14-point game from John Lucas III.
- Jonathon Modica dropped in 23 points to lead the Razorbacks. He was 9-of-16 from the floor, but 0-5 from 3-point.
- As a team, OSU shot 51.0 percent from the floor while attempting just 10 3-pointers.

VISITORS: Oklahoma State (6-1)

#	Player	fg	fga	3-pt	3-pt	ft	fta	rebounds	pf	tp	a	to	blk	s	min
23	McFarlin, Ivan	3	7	0	0	7	10	5	8	13	4	13	1	4	35
33	Miller, Jason	1	1	0	0	0	1	2	3	1	2	0	3	0	13
15	Lucas, John	4	6	1	3	5	6	0	2	2	0	14	1	1	32
20	Bobik, Daniel	3	4	2	3	1	2	0	3	3	4	9	3	1	30
24	Allen, Tony	8	15	0	2	6	8	4	6	10	4	22	2	0	36
4	Graham, Joey	6	13	1	0	0	1	4	5	13	0	2	1	1	26
21	Graham, Stephen	0	1	0	0	0	0	0	0	2	0	0	0	0	4
25	Weatherspoon, Janavor	0	1	0	0	0	0	2	2	0	0	1	2	0	9
32	Monds, David	0	0	0	0	0	0	0	0	0	0	1	1	0	7
42	Crawford, Terrence	0	1	0	1	0	1	0	3	3	0	0	2	0	8
TEAM Totals.....		25	49	4	10	19	27	11	31	42	23	73	9	18	230

TOTAL FG%	1st Half: 11-21 52.4%	2nd Half: 14-28 50.0%	Game: 51.0%	DEADBALL
3-PT FG%	1st Half: 3-5 60.0%	2nd Half: 1-5 20.0%	Game: 40.0%	REBOUNDS
F Throw %	1st Half: 2-6 33.3%	2nd Half: 17-21 81.0%	Game: 70.4%	5, 1

HOME TEAM: Arkansas (6-2)

#	Player	fg	fga	3-pt	3-pt	ft	fta	rebounds	pf	tp	a	to	blk	s	min
11	Ferguson, Eric	4	11	2	5	0	0	2	2	3	10	2	0	3	28
23	Famulim, Olu	0	4	0	1	2	7	0	1	1	3	2	0	1	18
14	Pharis, Billy	2	7	2	4	0	0	1	0	1	5	6	3	1	28
10	Brewer, Ronnie	5	13	0	3	5	9	3	3	6	5	15	1	3	35
24	Modica, Jonathon	9	16	0	5	5	7	3	3	6	0	23	4	3	37
01	Jones, Michael	0	1	0	1	0	0	0	0	0	0	0	0	0	1
02	Mukubu, Wen	1	2	0	0	0	2	2	4	0	2	0	0	0	13
03	Tatum, Charles	0	4	0	4	0	0	0	0	1	0	0	0	0	11
12	Davis, Kendrick	0	1	0	0	0	0	2	2	0	0	0	0	0	5
20	Sullivan, Rashard	0	1	0	0	0	3	2	5	0	0	2	0	3	24
TEAM Totals.....		21	60	4	23	12	23	15	16	31	17	58	12	3	200

TOTAL FG%	1st Half: 7-24 29.2%	2nd Half: 14-36 38.9%	Game: 35.0%	DEADBALL
3-PT FG%	1st Half: 3-11 27.3%	2nd Half: 1-12 8.3%	Game: 17.4%	REBOUNDS
F Throw %	1st Half: 1-7 14.3%	2nd Half: 11-16 68.8%	Game: 52.2%	3

Officials: Andre Pattillo, J.B. Caldwell, Bert Smith
 Technical fouls: Oklahoma State-None. Arkansas-None.
 Attendance: 18917

Score by Periods	1st	2nd	Total
Oklahoma State	27	46	73
Arkansas	18	40	58

Fouled out: OSU-#14 J. Graham (4:47); ARK-#14 Pharis (0:49); #10 Brewer (0:37)

► OSU ranks second in the Big 12 and seventh nationally in scoring at 87.9 points per game, but their high-pressure defense is the main reason why. The Cowboys rank 13th in the country with 8.7 steals per game and eighth in turnovers forced at 17.15. According to KenPom, OSU is holding opponents to an average possession of just 15.2 seconds - the second shortest in the country - and they rank 20th in turnover percentage with a mark of 22.4.

► One of the nation's elite point guards, **Jawun Evans** ranks second in the Big 12 in scoring (18.2) and assists (5.4) and is fourth in steals (2.1). In league play, the sophomore leads all Big 12 players with 6.4 assists per game. The Naismith Trophy and Cousy Award watch list member has eight 20-point games and three 30-point games this season alone, and he also earned a spot on the Maui Invitational All-Tournament team. Evans owns two of the Big 12's top three scoring performances this season - 35 points against UConn, and 34 points against Campbell.

► The Cowboys have cleaned up on the offensive glass this year. OSU is ninth nationally with 14.4 offensive boards per game and eighth in offensive rebound percentage at 38.9 percent. A true team effort, not one player on the team ranks inside the top 100 in the country in offensive boards. The Cowboys have pulled down 15-plus offensive boards in 10 games this year, including seven of the last 13 outings.

ARKANSAS CONNECTIONS & SNAPSHOT

► Mike Anderson is in his sixth season at the helm of the Razorback basketball program, and is one of just 10 active Division I head coaches with 10-plus years of experience without a losing season. A native of Birmingham, Alabama, Anderson played his final two years of college ball at Tulsa for Nolan Richardson, then joined Richardson's Tulsa coaching staff for three seasons. Anderson followed Richardson to Arkansas in 1985 and worked for him as either an assistant coach or associate head coach for the next 17 seasons. After four years at UAB and five at Missouri, Anderson returned to Arkansas as the head coach in 2011.

► The Razorbacks are coming off a 71-70 come-from-behind victory at Vanderbilt - the fourth straight win for Arkansas. Vanderbilt led by 15 with 6:02 remaining, but Dusty Hannahs and Daryl Macon combined to go 11-of-12 from the free throw line over the final four minutes to help the Razorbacks get back into the game. Arkansas used a 7-0 run over the final 49 seconds to earn the win. Hannahs led five Razorbacks in double-figures scoring with 17 points.

► With 24 points against LSU, Moses Kingsley became the 40th player in program history to score 1,000 points as a Razorback. He joins Arkansas legend Oliver Miller as the only players to reach 1,000 points, 600 rebounds and 200 blocks in a career. Kingsley is on pace to finish among the top 25 scorers in Razorback history.

► The Cowboys and Razorbacks both have six Final Four appearances apiece, which ties them with Cincinnati and Syracuse for 10th among all programs nationwide. Arkansas went to the Final Four in 1941, 1945, 1978, 1990, 1994 and 1995, while Oklahoma State went in 1945, 1946, 1949, 1951, 1995 and 2004.

► The Cowboys and Razorbacks have another thing in common - Eddie Sutton. Sutton spent 11 seasons in Fayetteville (1975-85), and piled up a 260-75 record that included five Southwest Conference titles, nine NCAA Tournament appearances and a trip to the Final Four in 1978. After four seasons at Kentucky, Sutton returned to Oklahoma State and spent the next 16 seasons (1991-06) racking up a 368-151 record, 13 NCAA Tournament appearances and trips to the Final Four in 1995 and 2004.

► The Cowboys and Razorbacks are two of eight high-major teams in the country to score 90-plus points in seven or more games this season. OSU has scored over 90 nine times this year, including five 100-point games.

► The two programs are separated by less than 180 miles, but have not met on the hardwood since Dec. 20, 2003 (73-58 OSU win in Fayetteville). The Cowboys have won nine of the last 10 meetings against the Razorbacks, and lead the series, 36-14, overall, including a 12-1 edge inside historic GIA.

LAST 10 MEETINGS BETWEEN OSU & ARKANSAS (OSU LEADS SERIES: 36-14)

Date	Site	AP Rank	Score	OSU High Scorer	Arkansas High Scorer
12-17-1966	Memphis, Tenn.	-	W 50-43	10 - Bill Christopher	15 - Self
12-05-1967	Fayetteville, Ark.	-	W 61-54	20 - Gene Hawk	10 - Cone
12-03-1968	Stillwater, Okla.	-	W 73-68	27 - Amos Thomas	18 - McKenzie, Cone
12-22-2001	Fayetteville, Ark.	-	W 80-67	26 - Rick Cooper	18 - Almer Lee
12-07-1970	Stillwater, Okla.	-	W 67-65	17 - Tony Kraus	25 - Lee
12-13-1971	Fayetteville, Ark.	-	L 76-90	25 - Ralph Rasmuson	28 - Terry
12-09-2000	Tulsa, Okla.	NR/21	W 74-73	25 - Maurice Baker	22 - Joe Johnson
12-22-2001	Little Rock, Ark.	6/NR	W 85-76	21 - Maurice Baker	21 - Janner Pargo
12-30-2002	Stillwater, Okla.	-	W 71-45	22 - Victor Williams	10 - Alonzo Lane
12-20-2003	Fayetteville, Ark.	-	W 73-58	22 - Tony Allen	23 - Jonathon Modica

THE SEC/BIG 12 CHALLENGE

► OSU is 2-1 in the SEC/Big 12 Challenge, including last year's 74-63 win at Auburn thanks in part to 21 points, seven rebounds and five assists from Big 12 Freshman of the Year, Jawun Evans. In the first year of the Challenge, No. 9 OSU took down the South Carolina, 79-52, at Gallagher-Iba Arena in 2013. USC returned the favor in Columbia, 75-49, the following year.



RECORDS WATCH / LAST TIME OUT

► The Big 12 is 20-10 (.667) in the Challenge, having won the series in each of its first three years of existence. Last year and in 2013-14, the Big 12 won seven of the 10 matchups. The Big 12 has posted a 48-30 (.615) record in the last two conference challenge series it has played (vs. Pac-10, SEC) dating back to 2007.

OSU IN HISTORIC GALLAGHER-IBA ARENA			
	W	L	Win %
Overall	781	220	78.0%
Conference	363	174	67.6%
Big 12	123	45	73.2%

► Arkansas is 1-1 in the Challenge, including last year's 75-68 overtime win over Texas Tech in Fayetteville. In 2014-15, No. 20 Iowa State took down No. 18 Arkansas, 95-77, in Ames, Iowa.

AN OKLAHOMA STATE WIN WOULD ...

► Extend OSU's non-conference home win streak to nine games. The Cowboys are a perfect 6-0 at home this season, and 416-52 (.889) all-time inside Gallagher-Iba Arena against non-conference opponents, including a 203-7 (.967) mark since 1989.

► Move the Cowboys to 3-1 all-time in the SEC/Big 12 Challenge. The Big 12 is 20-10 in three years of the Challenge.

► Make the Cowboys 37-14 all-time against Arkansas, including wins in each of the last five meetings.

► Give the Cowboys their 13th win on the season, which would top their 2015-16 win total of 12.

► Move Cowboy head coach Brad Underwood to 102-22 on his career.

STREAKS & TRENDS

► **Jeffrey Carroll** has scored at least 19 points in each of the last five games.

► Carroll has hit 12 of his last 13 attempts from 3-point, which has lifted his percentage in league play to 64.0 percent - tops in the Big 12. He has scored at least eight points in every game this season, and has reached double-figures in 18 games in total.

► **Phil Forte** has made at least one 3-pointers in every Big 12 game this year. The redshirt senior has made 25 from deep in Big 12 play, which is three more than any other player in the league. He ranks third in the conference with a 50.0 percent clip from 3-point.

► **Mitchell Solomon** has been on a tear in the last four games. In that span, the junior is averaging 10.8 points, 4.8 rebounds, 70.0 percent shooting and an 88.2 percent clip from the free throw line.

► The Cowboys' high-pressure defense has forced every opponent to commit at least 10 turnovers. Six OSU opponents have turned the ball over 20-plus times.

► Oklahoma State is 9-0 when it scores 90 points or more. The Cowboys have reached the 100-point plateau five times this year, which is tied with the 1988-89 squad for the most in school history. That '88-89 team is the highest scoring team in school history at 83.5 points per game.

► OSU is 12-5 when leading at the half this season. The Cowboys have outscored their opponents by 87 points in the first half this year (+4.3 points per game).

► **Thomas Dziagwa** is a perfect 10-of-10 from the free throw line this season.

► OSU has made at least one three-pointer in 535 consecutive games dating back to Jan. 13, 2001.

COWBOY QUICK HITTERS

► Of every Division I coach with at least 100 games under their belt, **Brad Underwood** leads them all with an 82.1 win percentage. The fourth-year coach has a career record of 101-22, and leads Mark Few of Gonzaga and Roy Williams of North Carolina.

► ESPN currently ranks the 2017-18 Cowboy recruiting class No. 21 nationally. The Cowboy signed four-star teammates **Zack Dawson** and **Latravian Glover** of South Miami High School, as well as versatile forward **Souleymane Diakite** of Canterbury Academy in Spain. **Yankuba Sima**, a 6-11 transfer from St. Johns, signed with Underwood and the Cowboys on Dec. 23, and is expected to become eligible following the 2017 fall semester.

► The 2015-16 victory over No. 3/3 Kansas gave the Cowboys a 66.7 all-time win percentage at home against opponents ranked in the Associated Press top three, which is the best in college basketball history according to ESPN. Indiana is second at 63.6 percent.

NCAA'S WINNINGEST ACTIVE COACHES AS OF JAN. 24 (MIN 100 DI GAMES)

Coach, School	W	L	Win %
Brad Underwood, OSU	101	22	82.1%
Mark Few, Gonzaga	486	111	81.4%
Roy Williams, UNC	801	212	79.1%
John Calipari, Kentucky	637	188	77.2%
Mike Krzyzewski, Duke	1056	323	76.6%
Bill Self, Kansas	610	190	76.3%
Steve Prohm, Iowa State	140	47	74.9%
Sean Miller, Arizona	325	110	74.7%
Thad Matta, Ohio State	434	147	74.7%
Rick Pitino, Louisville	762	266	74.1%



LAST TIME OUT

Jan. 23, 2017 | Stillwater, Okla.

TCU	89
OKLAHOMA STATE	76

QUICK HITTERS

► **Jawun Evans** scored 27 points and dished out eight assists to give Oklahoma State an 89-76 win over TCU.

► **Jeffrey Carroll** recorded 19 points and 10 rebounds for his fifth career double-double, but fell one-point short of his fifth consecutive 20-point game.

► The Cowboys shot 64.5 percent from the floor in the second half and turned the ball over just seven times.

► **Davon Dillard** posted a career-high 10 points, and made the No. 3 play on the SportsCenter Top 10 with his put-back dunk in the second half.

► TCU's **Vlad Brodziansky** tied the game at 51-51 with 10:39 remaining, but the Cowboys out-scored the Horned Frogs 38-25 for the rest of the game.

► **Brodziansky** posted 20 points and **Kenrich Williams** added 20 points and a game-high 12 rebounds.

QUOTABLE COWBOY

Brad Underwood on his team's second half ...

► "I thought the in second half we were able to play with a little better rhythm. We were getting transition baskets and the second half was really just Jawun's game. It was his game to manage and we got him in the open floor with a lot of switches and we got him to the rim."

VISITORS: TCU (14-6, 3-5 Big 12)

#	Player	fg	fga	3-pt	fga	fta	ft	de	tot	pf	tp	a	to	blk	s	min
10	Brodziansky, Vlad	5	10	1	2	9	10	2	4	6	2	20	0	2	1	29
00	Fisher, Jaylen	3	7	1	5	0	0	0	3	3	1	7	3	4	0	33
11	Parrish, Brandon	0	6	0	4	1	2	1	0	1	2	1	0	1	0	18
25	Robinson, Alex	3	8	1	3	6	0	2	2	5	13	3	2	1	0	30
34	Williams, Kenrich	7	10	2	5	4	4	5	7	12	4	20	2	1	0	37
01	Bane, Desmond	1	4	0	1	0	0	0	0	2	2	0	2	0	0	12
02	Williams, Michael	1	4	0	3	0	0	0	2	2	0	2	1	0	0	10
15	Miller, JD	1	7	1	3	2	2	1	1	2	1	5	1	0	0	21
32	Shepherd, Chavris	3	4	0	0	0	0	2	2	3	6	0	0	0	0	7
33	Wishburn, Kian	0	1	0	0	0	0	1	1	0	0	0	0	0	0	3
	TEAM								2	2	4					
	Totals.....	24	61	6	26	22	24	13	22	35	20	76	10	12	2	200

TOTAL FG%	1st Half: 10-31 32.3%	2nd Half: 14-30 46.7%	Game: 39.3%	DEADBALL
3-Pt. FG%	1st Half: 1-11 9.1%	2nd Half: 5-15 33.3%	Game: 23.1%	REBOUNDS
F Throw %	1st Half: 8-9 88.9%	2nd Half: 14-15 93.3%	Game: 91.7%	1

HOME TEAM: Oklahoma State (12-8, 2-6 Big 12)

#	Player	fg	fga	3-pt	fga	fta	ft	de	tot	pf	tp	a	to	blk	s	min
23	Hammonds, Leyton	1	4	0	1	4	0	6	6	5	6	1	1	1	1	28
30	Carroll, Jeffrey	5	6	1	1	8	1	9	10	2	19	1	1	1	1	35
41	Solomon, Mitchell	3	4	0	0	2	2	0	4	4	8	0	0	0	0	17
01	Evans, Jawun	9	11	2	4	3	3	0	2	2	1	27	8	1	1	35
13	Forte, Phil	9	10	1	6	0	0	0	1	1	3	9	2	1	0	30
00	Averette, Brandon	3	7	0	0	0	0	0	0	0	6	1	0	0	0	13
04	Dziagwa, Thomas	0	0	0	0	0	0	0	0	0	1	0	0	0	0	2
12	McGriff, Cameron	0	1	0	1	0	0	0	0	0	0	0	0	0	0	11
14	N'Guessan, Lucas	2	2	0	0	0	0	0	0	0	2	4	0	1	0	7
21	Waters, Lindy	0	1	0	0	0	0	0	0	0	0	0	1	0	0	6
24	Dillard, Davon	3	7	1	2	3	4	2	1	3	0	10	0	0	1	16
	TEAM								2	4						
	Totals.....	32	59	5	15	20	21	5	25	30	18	89	13	4	6	200

TOTAL FG%	1st Half: 12-28 42.9%	2nd Half: 20-31 64.5%	Game: 54.2%	DEADBALL
3-Pt. FG%	1st Half: 2-8 25.0%	2nd Half: 3-7 42.9%	Game: 33.3%	REBOUNDS
F Throw %	1st Half: 6-7 85.7%	2nd Half: 14-14 100%	Game: 95.2%	1

Officials: Mike Stuart, Ray Natili, Keith Kimble
Technical fouls: TCU-None. Oklahoma State-None.
Attendance: 6090

Score by Periods	1st	2nd	Total
TCU	29	47	76
Oklahoma State	32	57	89

Foul Outs: OSU-#23 Hammonds (0:50); TCU-#25 Robinson (2:21)

Points in the paint-TCU 26, OSU 60. Points off turnovers-TCU 9, OSU 16.
2nd chance points-TCU 23, OSU 6. Fast break points-TCU 8, OSU 18.
Bench points-TCU 15, OSU 20. Score tied-3 times. Lead changed-0 times.
Last FG-TCU 2nd-00:03, OSU 2nd-00:09.
Largest lead-TCU None, OSU by 17 2nd-01:30.
TCU led for 00:00. OSU led for 38:15. Game was tied for 01:45.



INSIDE THE COWBOY RECORD BOOKS

CAREER 3FG MADE, ALL GAMES

1.	299	Keiton Page (2008-12)
2.	296	Phil Forte (2012-Pr)
3.	279	Randy Rutherford (1992-95)
4.	245	Obi Muonelo (2006-10)
5.	228	Adrian Peterson (1995-99)
6.	225	James Anderson (2007-10)
7.	197	JamesOn Curry (2004-07)
8.	182	Joe Adkins (1996-2000)
9.	175	John Lucas (2003-05)
10.	170	Brooks Thompson (1992-94)

CAREER 3FG ATTEMPTED, ALL GAMES

1.	812	Keiton Page (2008-12)
2.	757	Phil Forte (2012-Pr)
3.	668	Randy Rutherford (1992-95)
4.	634	Obi Muonelo (2006-10)

CAREER POINTS

1.	2,379	Byron Houston (1988-92)

6.	1,702	Desmond Mason (1996-00)
7.	1,669	Bob Kurland (1942-46)
8.	1,655	Markel Brown (2010-14)
9.	1,651	Keiton Page (2008-12)
10.	1,584	Phil Forte (2012-Pr)
11.	1,542	Matt Clark (1978-83)
12.	1,541	Randy Rutherford (1992-95)

CAREER FREE THROW PCT., ALL GAMES

1.	89.5	John Lucas (2003-05)	162-181
2.	87.7	Phil Forte (2012-Pr)	370-422
3.	86.2	Mark Tucker (1977-79)	188-218
4.	85.9	Keiton Page (2008-12)	360-419
5.	84.9	Arlen Clark (1956-59)	437-515
6.	84.0	Henry "Moe" Iba (1959-62)	126-150
7.	83.8	John Starks (1987-88)	114-136
8.	83.8	Jerry Adair (1956-58)	191-228
9.	82.4	Darwyn Alexander (1988-92)	341-414
10.	81.9	Joey Graham (2003-05)	235-287

FREE THROWS MADE IN A CAREER

1.	698	Byron Houston (1988-92)
2.	618	Bryant Reeves (1991-95)
3.	539	Le'Bryan Nash (2011-15)
4.	488	Byron Eaton (2005-09)
5.	462	Bob Mattick (1951-54)
6.	437	Arlen Clark (1956-59)
7.	420	James Anderson (2007-10)
8.	407	Markel Brown (2010-14)
9.	404	Matt Clark (1978-83)
10.	388	Olus Holder (1974-78)
11.	370	Phil Forte (2012-Present)
12.	360	Keiton Page (2008-12)
13.	354	Adrian Peterson (1995-99)
14.	351	Fredrik Jönzén (1998-2002)

FREE THROWS ATTEMPTED IN A CAREER

1.	956	Byron Houston (1988-92)

15.	468	Desmond Mason (1996-2000)
16.	461	Ivan McFarlin (2001-05)
17.	455	Adrian Peterson (1995-99)
18.	422	Phil Forte (2012-Pr)
19.	419	Keiton Page (2008-12)
20.	415	Clayton Carter (1953-56)
21.	414	Darwyn Alexander (1988-92)
22.	413	Victor Williams (2000-03)
23.	391	Bob Harris (1946-49)

GAMES PLAYED/STARTED IN A CAREER

1.	136	133	Bryant Reeves (1991-95)
	136	113	Byron Eaton (2005-09)
3.	134	108	Keiton Page (2008-12)
	134	103	Markel Brown (2010-14)
	134	89	Terrel Harris (2005-09)
6.	132	131	Ivan McFarlin (2001-05)
7.	130	83	Fredrik Jönzén (1998-2002)
8.	129	109	Desmond Mason (1996-2000)
	129	82	Chianti Roberts (1993-97)
10.	128	108	Darwyn Alexander (1988-92)
	128	95	Corey Williams (1988-92)
	128	89	Joe Adkins (1996-2000)
13.	127	124	Byron Houston (1988-92)
14.	126	120	Le'Bryan Nash (2011-15)
	126	61	Terry Collins (1991-95)
	126	—	Blake Williams (1944-48)
17.	123	—	J.L. Parks (1944-46, 47-49)
18.	122	65	Phil Forte (2012-Pr)
19.	122	120	Adrian Peterson (1995-99)
20.	121	71	Marshall Moses (2007-11)
	121	45	Andre Williams (1999-2003)
22.	120	—	Joe Bradley (1945-49)
23.	119	24	Nick Sidorakis (2007-11)
24.	118	76	Obi Muonelo (2006-10)
	118	—	Bob Kurland (1942-46)
26.	114	67	Royce Jeffries (1986-90)
27.	113	14	Terrence Crawford (2000-02, 03-05)

CAREER 3FG PERCENTAGE, BIG 12 GAMES

1.	45.0	John Lucas (2004-05)
2.	44.8	Glendon Alexander (1999-2000)
3.	40.6	Obi Muonelo (2007-10)
4.	39.7	Phil Forte (2012-Pr)
5.	39.3	JamesOn Curry (2005-07)
6.	39.1	Desmond Mason (1997-2000)
7.	38.4	James Anderson (2008-10)
8.	37.7	Byron Eaton (2006-09)
9.	37.4	Melvin Sanders (2001-03)
10.	37.1	Adrian Peterson (1997-99)

CAREER POINTS, BIG 12 GAMES

1.	1,026	Le'Bryan Nash (2011-15)
2.	969	Markel Brown (2011-14)
3.	863	James Anderson (2008-10)
4.	829	Adrian Peterson (1997-99)
5.	819	Keiton Page (2009-12)
6.	807	Desmond Mason (1997-2000)
7.	806	Phil Forte (2012-Pr)
8.	733	Byron Eaton (2006-09)
9.	710	Ivan McFarlin (2002-05)
10.	702	Victor Williams (2001-03)

CAREER STEALS, ALL GAMES

1.	267	Byron Eaton (2005-09)

6.	167	Darwyn Alexander (1988-92)
7.	159	Byron Houston (1988-92)
8.	158	Victor Williams (2000-03)
	158	Desmond Mason (1996-00)
10.	155	Matt Clark (1978-83)
11.	154	Joe Adkins (1996-00)
12.	152	Phil Forte (2012-Pr)
13.	151	Chianti Roberts (1993-97)

CAREER STEALS, BIG 12 GAMES

1.	107	Byron Eaton (2006-09)

5.	80	Keiton Page (2009-12)
6.	77	Desmond Mason (1997-00)
7.	75	Terrel Harris (2006-09)
9.	72	Phil Forte (2012-Pr)
8.	72	Ivan McFarlin (2002-05)

CAREER STEALS PER GAME (MINIMUM 60)

1.	2.9	188	Marcus Smart (2012-14) *

9.	1.9	136	Richard Dumas (1987-90)
10.	1.7	158	Victor Williams (2000-03)
	1.7	99	Maurice Baker (2000-02)
12.	1.5	64	Jawun Evans (2015-Pr)
	1.5	143	Doug Gottlieb (1997-2000)
14.	1.4	155	Matt Clark (1978-83)
	1.4	95	Daniel Bobik (2003-05)
	1.4	130	Melvin Sanders (2000-03)
17.	1.3	140	Marcus Dove (2003-08)
	1.3	88	Sean Sutton (1990-92)
	1.3	167	Darwyn Alexander (1988-92)
	1.3	173	Terrel Harris (2005-09)
	1.3	170	Ivan McFarlin (2001-05)
	1.3	159	Byron Houston (1988-92)
23.	1.2	152	Phil Forte (2012-Pr)
	1.2	158	Desmond Mason (1996-2000)
	1.2	154	Joe Adkins (1996-2000)
	1.2	117	Randy Rutherford (1992-95)
	1.2	151	Chianti Roberts (1993-97)
	1.2	78	Jeff Newberry (2015-16)

20-POINT GAMES IN A CAREER

1.	56	Bryant Reeves (1991-95)

8.	27	Keiton Page (2008-12)
9.	26	Leroy Combs (1979-83)
	26	Bob Kurland (1942-46)
11.	24	Kevin Fitzgerald (1971-74)
12.	23	Phil Forte (2012-Pr)
13.	22	Marcus Smart (2012-14)
	22	Richard Dumas (1987-90)
15.	21	Markel Brown (2010-14)
	21	Mario Boggan (2005-07)
	21	Ed Odorn (1978-80)
18.	20	JamesOn Curry (2004-07)
	20	John Lucas (2003-05)
	20	Ronnie Daniel (1973-77)

ASSISTS PER GAME IN A CAREER

1.	8.2	793	Doug Gottlieb (1997-2000)
2.	6.3	397	Andre Owens (1994-96)
3.	5.5	153	Jay Davis (1986-87)
4.	5.4	339	Brooks Thompson (1992-94)
5.	5.1	210	Jawun Evans (2015-Pr)
6.	5.0	264	Eddie Hannon (1980-82)
7.	4.8	287	Marcus Smart (2012-14)
8.	4.6	137	John Starks (1987-88)
9.	4.5	295	Sean Sutton (1990-92)
10.	4.3	293	John Lucas (2003-05)

ASSIST/TO RATIO IN A CAREER

	Ratio	Player (Season)	Ast	TO
1.	3.69	Scott Sutton (1992-94)	181	49
2.	2.99	Doug Gottlieb (1997-2000)	793	265
3.	2.48	John Lucas (2003-05)	293	118
4.	2.39	Jay Davis (1986-87)	153	64
5.	2.18	Anthony Hickey (2014-15)	109	50
6.	2.11	Sean Sutton (1990-92)	295	140
7.	2.09	Win Case (1983-85)	215	103
8.	2.05	Tyree Griffin (2014-16)	152	74
9.	1.93	Jawun Evans (2015-Pr)	210	109
10.	1.91	Andre Owens (1994-96)	397	208



NATIONAL POLLS / SUPERLATIVES / OSU'S RECORD WHEN ...

NATIONAL POLLS (JAN. 23)

AP POLL

RK	TEAM	RECORD	PTS
1	Villanova (35)	19-1	1,591
2	Kansas (28)	18-1	1,572
3	Gonzaga (2)	19-0	1,471
4	Kentucky	17-2	1,414
5	Baylor	18-1	1,379
6	Florida State	18-2	1,215
7	Arizona	18-2	1,190
8	UCLA	19-2	1,177
9	North Carolina	18-3	1,171
10	Oregon	18-2	1,035
11	Butler	17-3	914
12	Virginia	15-3	803
13	Louisville	16-4	796
14	Notre Dame	17-3	767
15	Wisconsin	16-3	746
16	Creighton	18-2	731
17	Duke	15-4	628
18	West Virginia	15-4	569
19	Cincinnati	17-2	478
20	Purdue	16-4	412
21	Saint Mary's	17-2	290
22	Maryland	17-2	261
23	South Carolina	15-4	171
24	Xavier	14-5	146
25	Florida	14-5	47

Others receiving votes: Kansas State 41, SMU 33, Northwestern 28, UNC Wilmington 14, Iowa State 12, Virginia Tech 7, USC 6, Dayton 6, Illinois State 1, Akron 1, Utah 1, Middle Tennessee 1

USA TODAY COACHES POLL

RK	TEAM	RECORD	PTS
1	Kansas (18)	18-1	785
2	Villanova (11)	19-1	773
3	Gonzaga (3)	19-0	734
4	Kentucky	17-2	696
5	Baylor	18-1	666
6	North Carolina	18-3	577
7	UCLA	19-2	552
8	Florida State	18-2	550
9	Arizona	18-2	549
10	Oregon	18-2	513
11	Butler	17-3	410
12	Notre Dame	17-3	407
13	Virginia	15-3	405
14	Louisville	16-4	374
15	Wisconsin	16-3	366
16	Creighton	18-2	358
17	Duke	15-4	298
18	West Virginia	15-4	290
19	Cincinnati	17-2	264
20	Purdue	16-4	187
21	Saint Mary's	17-2	143
22	Xavier	14-5	138
23	Maryland	17-2	106
24	South Carolina	15-4	100
25	Florida	14-5	37

Others receiving votes: Northwestern 21, UNC Wilmington 21, Kansas State 17, Indiana 16, USC 16, SMU 16, Iowa State 4, New Mexico State 4, Middle Tennessee 4, Miami 2, Nevada 1

OSU'S RECORD WHEN...

Overall	12-8
Big 12 Conference games only	2-6
Non-Conference games only	10-2
Home games	7-3
Away games	3-4
Neutral games	2-1
vs. KenPom Top 50	3-7
vs. KenPom 51-100	1-1
Leading at halftime	12-5
Tied / Trailing at halftime	0-3
Shooting 50 percent or better	6-1
Shooting less than 50 percent	6-7
Shooting same as or better than opponent	7-3
Shooting worse than opponent	5-5
Opp. shoots 50 pct. or better	2-4
Opp. shoots less than 50 pct.	7-4
Opp. shoots less than 40 pct.	3-0
Out-rebounding opponent	9-4
Opp. has more or same # of rebounds	2-5
Committing fewer TOs than opponent	9-2
Committing more or same # of TOs	3-6
Forced less than 10 turnovers	0-0
Forced 10-14 turnovers	1-6
Forced 15-19 turnovers	5-2
Forced 20-plus turnovers	6-0
Making more FTs than opponent	7-2
Making fewer or same # of FTs	5-6
Scoring 80-plus points	2-3
Scoring 90-plus points	4-0
Scoring 100-plus points	5-0
Opponent scores less than 50 points	0-0
Opponent scores less than 60 points	0-0
Opponent scores less than 70 points	4-1
Opponent scores less than 80 points	5-2
Opponent scores 80-plus points	1-2
Opponent scores 90-plus points	2-3
Opponent scores 100-plus points	0-1
Final Margin: 1-3 points	0-2
4-10 points	2-4
11-15 points	2-0
16-19 points	3-1
20-plus points	5-1
National television	0-0
ABC	0-0
CBS	0-0
CBS Sports	1-0
ESPN	0-1
ESPN2	1-2
ESPNU	4-2
ESPNews	0-1
Longhorn Network	0-1
Fox Sports 1	0-0
FSN / FCS	5-0
Big Ten Network	0-1
TNT	0-0
TBS	0-0
Internet broadcast (ESPN3)	1-0

COWBOY SUPERLATIVES

Points

35	Jawun Evans vs UConn, 11-21-16
34	Jawun Evans vs Campbell, 11-11-16
31	Phil Forte vs Central Arkansas, 11-14-16

20-Point Games

9	Jeffrey Carroll, last at Texas Tech, 1-21-17
8	Jawun Evans, last vs TCU, 1-23-17
4	Phil Forte, last at Texas Tech, 1-21-17

10-Rebound Games

3	Jeffrey Carroll, last vs TCU, 1-23-17
1	Mitchell Solomon vs Texas A&M-CC, 12-22-16
1	Cameron McGriff vs Campbell, 11-11-16
1	Leyton Hammonds vs New Orleans, 11-16-16

Assists

11	Jawun Evans vs West Virginia, 12-30-16
8	Jawun Evans vs TCU, 1-23-17
8	Jawun Evans vs New Orleans, 11-16-16
8	Jawun Evans vs Central Arkansas, 11-14-16

5-Assist Games

11	Jawun Evans, last vs K-State, 1-18-17
----	---------------------------------------

Steals

5	Jawun Evans vs Rogers State, 11-30-16
5	Jawun Evans vs Campbell, 11-11-16
5	Lindy Waters vs Georgetown, 11-23-16
5	Jawun Evans vs UConn, 11-21-16

4-Steal Games

3	Jawun Evans, last vs Rogers State, 11-30-16
1	Phil Forte vs UConn, 11-21-16
1	Lindy Waters vs Georgetown, 11-23-16
1	Brandon Averette vs Georgetown, 11-23-16

Blocks

4	Mitchell Solomon vs Iowa State, 1-11-17
3	Lucas N'Guessan vs Campbell, 11-11-16

Double-Doubles by Player

Jeffrey Carroll (3)
20 points, 11 rebounds vs Central Arkansas, 11-14-16
15 points, 12 rebounds vs Maryland, 12-03-16
19 points, 10 rebounds vs TCU, 1-23-17

Leyton Hammonds (1)

15 points, 13 rebounds vs New Orleans, 11-16-16

Jawun Evans (1)

15 points, 11 assists vs West Virginia, 12-30-16
--




PLAYER SPOTLIGHT

O BRANDON AVERETTE

Point Guard ▶ 5-11 ▶ 175 ▶ Freshman ▶ Richardson, Texas (Richardson High School)

(Pronounced: AA-vurr-et-te)



- ▶ Big 12 Newcomer of the Week for Dec. 12, 2016.
- ▶ Had a career high game against Tulsa with 17 points.
- ▶ Averaging 13.5 points, 3.5 assists on 64.7 percent shooting over the last two games.
- ▶ Coming-out party against Georgetown featured 12 points, four assists and four steals.
- ▶ Became the first signee of the Underwood era at Oklahoma State on April 14, 2016.
- ▶ Led all DFW area 6A players in scoring in 2016 with an average of 22.6 points.
- ▶ Two-time District 10-6A Most Valuable Player and a two-time All-Region selection by the Texas Association of Basketball Coaches (TABC).
- ▶ MaxPreps ranked Averette as the No. 17 player in the state of Texas, while 247Sports tabbed him as the No. 20 recruit in the Lone Star state.
- ▶ Not just a scorer, Averette also averaged 6.0 assists and 4.6 rebounds per game in 2015-16.
- ▶ Helped Richardson post a 27-7 record as a senior.
- ▶ Posted a triple-double against Highland Park with 17 points, 11 assists and 10 rebounds.
- ▶ Earned All-Area second team honors from the Dallas Morning News.

AVERETTE AGAINST TONIGHT'S OPPONENT

Opponent	Date	GS	Min	FG	FGA	3FG	FGA	FT	FTA	Off	Def	Tot	PF	A	TO	Blk	Stl	Pts
First career meeting																		

2016-17 GAME-BY-GAME STATS

		TOTAL					3-PTS			REBOUNDS														
Opponent	Date	GS	Min	FG	FGA	Pct	3FG	FGA	Pct	FT	FTA	Pct	Off	Def	Tot	Avg	PF	FO	A	TO	Blk	Stl	Pts	Avg
CAMPBELL	11/11/16	13	2	3	.667	0	0	.000	1	1	1.000	0	2	2	2.0	2	0	0	2	0	0	5	5.0	
CENTRAL ARKANSAS	11/14/16	6	0	3	.000	0	1	.000	0	0	.000	0	1	1	1.5	2	0	1	1	0	2	0	2.5	
NEW ORLEANS	11/16/16	21	1	8	.125	0	0	.000	6	6	1.000	0	3	3	2.0	1	0	3	2	0	1	8	4.3	
vs UConn	11/21/16	3	0	0	.000	0	0	.000	0	0	.000	0	0	0	1.5	0	0	0	0	0	0	0	3.3	
vs North Carolina	11/22/16	11	2	5	.400	0	0	.000	1	2	.500	0	0	0	1.2	2	0	1	1	0	1	5	3.6	
vs Georgetown	11/23/16	14	6	8	.750	0	0	.000	0	0	.000	0	0	0	1.0	1	0	4	2	0	4	12	5.0	
ROGERS STATE	11/30/16	17	5	9	.556	2	2	1.000	3	4	.750	0	0	0	0.9	3	0	3	0	0	2	15	6.4	
at Maryland	12/03/16	8	2	2	1.000	1	1	1.000	0	0	.000	0	1	1	0.9	2	0	1	3	0	0	5	6.3	
at Tulsa	12/10/16	37	7	17	.412	0	1	.000	3	6	.500	1	2	3	1.1	2	0	3	5	0	3	17	7.4	
ARKANSAS-PINE BLUFF	12/14/16	19	3	9	.333	1	3	.333	2	2	1.000	0	1	1	1.1	2	0	1	3	0	1	9	7.6	
at Wichita State	12/17/16	19	1	4	.250	0	0	.000	6	9	.667	0	4	4	1.4	4	0	3	5	0	2	8	7.6	
A&M-CORPUS CHRISTI	12/22/16	21	4	9	.444	1	2	.500	2	2	1.000	0	2	2	1.4	0	0	2	2	0	2	11	7.9	
WEST VIRGINIA	12/30/16	13	0	2	.000	0	0	.000	0	0	.000	0	1	1	1.4	2	0	1	2	0	0	0	7.3	
at Texas	01/04/17	8	1	3	.333	1	1	1.000	0	0	.000	1	2	3	1.5	2	0	0	0	0	0	3	7.0	
at Baylor	01/07/17	15	1	3	.333	0	1	.000	1	2	.500	0	2	2	1.5	2	0	4	1	0	0	3	6.7	
IOWA STATE	01/11/17	18	0	0	.000	0	0	.000	0	0	.000	0	5	5	1.8	0	0	5	2	0	0	0	6.3	
at Kansas	01/14/17	15	1	2	.500	0	0	.000	0	0	.000	1	3	4	1.9	3	0	0	0	0	0	2	6.1	
KANSAS STATE	01/18/17	15	0	1	.000	0	0	.000	2	2	1.000	0	1	1	3.0	3	0	3	1	0	3	2	2.0	
at Texas Tech	01/21/17	22	1	2	.500	1	1	1.000	0	2	.000	0	1	1	1.8	2	0	2	4	0	1	3	5.7	
TCU	01/23/17	13	3	7	.429	0	0	.000	0	0	.000	0	0	0	1.7	0	0	1	0	0	0	6	5.7	

CAREER GAME HIGHS / SUPERLATIVES

Points	17, at Tulsa, 2016-17
Rebounds	5, vs Iowa State, 2016-17
Field Goals	7, at Tulsa, 2016-17
Field Goals Att.	17, at Tulsa, 2016-17
Three-Point FG	2, vs Rogers State, 2016-17
Three-Point FG Att.	3, vs Arkansas-Pine Bluff, 2016-17
Free Throws Made	6, 2x. last vs Wichita State, 2016-17
Free Throws Att.	9, at Wichita State, 2016-17
Assists	5, vs Iowa State, 2016-2017
Steals	4, vs Georgetown, 2016-17
Blocks	-
Minutes	37, at Tulsa, 2016-17

Miscellaneous	Career
Games with 10+ points	4
Games with 20+ points	0
Games with 5+ rebounds	1
Games with 10+ rebounds	0
Games with 3+ assists	8
Games with 2+ steals	7
Games with 2+ blocks	0
Double-Doubles	0
Games led team in points	1
Games led team in rebounds	0
Games led team in assists	2
Games led team in steals	3
Games led team in blocks	0

CAREER STATS

Year	GP	GS	Min	Avg	-----Total-----			-----3-PTS-----			-----Rebounds-----											Pts	Avg		
					FG	FGA	Pct	FG	FGA	Pct	FT	FTA	Pct	Off	Def	Tot	Avg	PF	FO	Ast	TO			Blk	Stl
2016-17	20	1	308	15.4	40	97	.412	7	13	.538	27	38	.711	3	31	34	1.7	35	0	38	36	0	22	114	5.7
TOTAL	20	1	308	15.4	40	97	.412	7	13	.538	27	38	.711	3	31	34	1.7	35	0	38	36	0	22	114	5.7

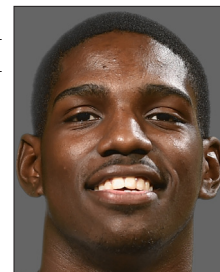


PLAYER SPOTLIGHT

1 JAWUN EVANS

Point Guard ▶ 6-1 ▶ 185 ▶ Sophomore ▶ Dallas, Texas (Kimball High School)

(Pronounced: JUH-won)



- ▶ Big 12 Player of the Week for Dec. 5 after 20.5 points, 4.5 assists and 3.5 steals per game.
- ▶ Recorded first career double-double with 15 points and a career-high 11 assists against No. 11 West Virginia.
- ▶ Maui Invitational All-Tournament team selection after a pair of 30-plus point games against UConn and North Carolina.
- ▶ Named to the NCAA's "All-Week Team" after the Maui Invite.
- ▶ Poured in a game-high 34 points in the season opener (26 by halftime), which is the 28th best scoring game in OSU history.
- ▶ 2017 Naismith Trophy and Bob Cousy Point Guard of the Year Award watch list member.
- ▶ Preseason All-Big 12 First Team selection.
- ▶ Named Big 12 Freshman of the Year and All-Big 12 honorable mention after a standout freshman season.
- ▶ Led all Big 12 freshmen in scoring (12.9 PPG), assists (4.9 apg), assist-to-turnover ratio (1.9 A/TO), field goal percentage (47.1), 3-point field goal percentage (47.5) and free throw percentage (83.3).
- ▶ Three-time recipient of the Big 12 Newcomer of the Week award (Jan. 25, Jan. 18, Dec. 25).
- ▶ In the six games prior to his injury, Evans averaged 19.5 points, 6.0 rebounds and 6.3 assists per game - all team highs.
- ▶ Scored a career-high 42 points at home against Oklahoma, marking the most ever scored in a Bedlam game by any player (OSU or OU) and second-most points scored by a Big 12 freshman all time.

EVANS AGAINST TONIGHT'S OPPONENT

Opponent	Date	GS	Min	FG	FGA	3FG	FGA	FT	FTA	Off	Def	Tot	PF	A	TO	Blk	Stl	Pts
First career meeting																		

2016-17 GAME-BY-GAME STATS

		TOTAL					3-PTS			REBOUNDS														
Opponent	Date	GS	Min	FG	FGA	Pct	3FG	FGA	Pct	FT	FTA	Pct	Off	Def	Tot	Avg	PF	FO	A	TO	Blk	Stl	Pts	Avg
CAMPBELL	11/11/16	*	27	11	18	.611	2	2	1.000	10	11	.909	2	4	6	6.0	2	0	3	2	0	5	34	34.0
CENTRAL ARKANSAS	11/14/16	*	30	8	11	.727	0	0	.000	7	10	.700	1	4	5	5.5	3	0	8	3	1	3	23	28.5
NEW ORLEANS	11/16/16	*	19	5	9	.556	1	2	.500	2	2	1.000	0	1	1	4.0	1	0	8	1	0	1	13	23.3
vs UConn	11/21/16	*	31	10	26	.385	3	5	.600	12	17	.706	1	3	4	4.0	4	0	6	1	0	5	35	26.3
vs North Carolina	11/22/16	*	27	13	25	.520	2	5	.400	2	4	.500	1	1	2	3.6	1	0	1	3	0	1	30	27.0
vs Georgetown	11/23/16	*	28	5	15	.333	1	2	.500	2	2	1.000	0	0	0	3.0	0	0	6	1	0	2	13	24.7
ROGERS STATE	11/30/16	*	27	7	16	.438	1	2	.500	10	11	.909	1	3	4	3.1	3	0	4	3	0	5	25	24.7
at Maryland	12/03/16	*	33	7	17	.412	0	1	.000	2	3	.667	2	3	5	3.4	2	0	5	2	0	2	16	23.6
at Tulsa	12/10/16		DNP																					
ARKANSAS-PINE BLUFF	12/14/16	*	22	2	5	.400	1	1	1.000	0	0	.000	0	1	1	3.1	1	0	2	4	1	0	5	21.6
at Wichita State	12/17/16	*	24	9	16	.563	3	5	.600	1	2	.500	3	2	5	3.3	2	0	4	4	1	3	22	21.6
A&M-CORPUS CHRISTI	12/22/16	*	17	1	6	.167	0	0	.000	4	4	1.000	0	1	1	3.1	4	0	4	3	0	1	6	20.2
WEST VIRGINIA	12/30/16	*	32	3	9	.333	0	2	.000	9	14	.643	1	1	2	3.0	3	0	11	5	0	0	15	19.8
at Texas	01/04/17	*	29	5	10	.500	2	3	.667	7	7	1.000	0	3	3	3.0	5	1	4	5	0	1	19	19.7
at Baylor	01/07/17	*	24	2	12	.167	1	3	.333	3	5	.600	2	1	3	3.0	4	0	5	3	0	1	8	18.9
IOWA STATE	01/11/17	*	26	4	14	.286	0	3	.000	4	4	1.000	0	1	1	2.9	3	0	7	3	0	1	12	18.4
at Kansas	01/14/17	*	34	6	22	.273	0	2	.000	3	3	1.000	0	1	1	2.8	4	0	6	4	1	2	15	18.2
KANSAS STATE	01/18/17	*	26	7	17	.412	1	4	.250	5	5	1.000	0	0	1	6.4	0	7	3	0	3	20	14.8	
at Texas Tech	01/21/17	*	17	2	5	.400	0	1	.000	3	4	.750	0	2	2	2.6	4	0	3	2	0	2	7	17.7
TCU	01/23/17	*	35	11	17	.647	2	4	.500	3	3	1.000	0	2	2	2.5	1	0	8	1	0	1	27	18.2

CAREER GAME HIGHS / SUPERLATIVES

Points	42, vs Oklahoma, 2016
Rebounds	8, at Texas, 2016
Field Goals	18, vs Oklahoma, 2016
Field Goals Att.	31, vs Oklahoma, 2016
Three-Point FG	3, 3x, last vs Wichita State, 2016-17
Three-Point FG Att.	5, 3x, last at Wichita State, 2016-17
Free Throws Made	12, vs UConn, 2016-17
Free Throws Att.	17, vs UConn, 2016-17
Assists	11, vs West Virginia, 2016-17
Steals	5, 3x, last vs Rogers State, 2016-17
Blocks	4, 4x, last vs Baylor, 2016
Minutes	39, vs Oklahoma, 2016

Miscellaneous	Career
Games with 10+ points	23
Games with 20+ points	12
Games with 30+ points	4
Games with 5+ rebounds	15
Games with 10+ rebounds	0
Games with 3+ assists	34
Games with 2+ steals	16
Games with 2+ blocks	0
Double-Doubles	1
Games led team in points	16
Games led team in rebounds	5
Games led team in assists	33
Games led team in steals	20
Games led team in blocks	3

CAREER STATS

Year	GP	GS	Min	Avg	-----Total-----			-----3-PTS-----			-----Rebounds-----										Pts	Avg			
					FG	FGA	Pct	FG	FGA	Pct	FT	FTA	Pct	Off	Def	Tot	Avg	PF	FO	Ast			TO	Blk	Stl
2015-16	22	20	635	28.9	97	206	.471	19	40	.475	70	84	.833	10	86	96	4.4	54	1	108	56	4	25	283	12.9
2016-17	19	19	508	26.7	118	270	.437	20	47	.426	89	111	.802	14	34	48	2.5	51	1	102	53	4	39	345	18.2
TOTAL	41	39	1143	27.9	215	476	.452	39	87	.448	159	195	.815	24	120	144	3.5	105	2	210	109	8	64	628	15.3




PLAYER SPOTLIGHT

4 THOMAS DZIAGWA

Guard ▶ 6-4 ▶ 180 ▶ Freshman ▶ Temple Terrace, Fla. (Tampa Catholic High School)

(Pronounced: DUH-zawg-wuh)



- ▶ Posted a career-high 14 points in the Cowboys 102-66 win over Arkansas-Pine Bluff.
- ▶ Scored 11 points in the final 10 minutes in the road win over Tulsa, including a pair of free throws with 1.1 on the clock.
- ▶ 10-of-10 from the free throw line to open his OSU career.
- ▶ Broke the 31-year old Tampa Catholic career scoring record with 2,162 career points.
- ▶ Averaged 22.5 points per game as a senior in 2016.
- ▶ Played for his father, Don, at Tampa Catholic High School.
- ▶ Named to the Tampa Bay Times All-Tampa Bay and All-Hillsborough County first teams.
- ▶ Led the Crusaders to the state semifinals for the first time since 2011, and posted a 26-5 record in 2016.
- ▶ Won the 3-point contest and played in the Tampa Bay Basketball Coaches Association All-Star game.
- ▶ Played in the inaugural Battle of the Beast, an all-star game in Tampa that pitted the top seniors from Florida.
- ▶ First-team All-State selection in Class 4A by the Florida Association of Basketball Coaches as both a junior and a senior.
- ▶ As a junior, FloridaHoops.com ranked Dziagwa as a four-star recruit, and the No. 25 player in Florida regardless of position.
- ▶ As a junior, he averaged 26.8 points and 4.5 assists per game while playing for his father, Don, at Tampa Catholic. He shot 38 percent from 3-point range and made 119 3-pointers, an average of 4.1 per game.

DZIAGWA AGAINST TONIGHT'S OPPONENT

Opponent	Date	GS	Min	FG	FGA	3FG	FGA	FT	FTA	Off	Def	Tot	PF	A	TO	Blk	Stl	Pts
First career meeting																		

2016-17 GAME-BY-GAME STATS

Opponent	Date	TOTAL			3-PTS			REBOUNDS											Pts	Avg
		GS	Min	FG FGA Pct	3FG FGA Pct	FT FTA Pct	Off	Def	Tot	Avg	PF	FO	A	TO	Blk	Stl				
CAMPBELL	11/11/16	9	1	5 .200	1	3 .333	0	0 .000	1	1	2	2.0	0	0	2	0	1	3	3.0	
CENTRAL ARKANSAS	11/14/16	4	2	3 .667	2	3 .667	0	0 .000	0	0	0	1.0	1	0	0	0	0	6	4.5	
NEW ORLEANS	11/16/16	10	1	2 .500	1	2 .500	0	0 .000	0	0	0	0.7	1	0	0	2	0	3	4.0	
vs UConn	11/21/16	DNP																		
vs North Carolina	11/22/16	6	1	2 .500	1	2 .500	2	2 1.000	1	2	3	1.3	0	0	0	0	0	5	4.3	
vs Georgetown	11/23/16	6	2	2 1.000	2	2 1.000	2	2 1.000	0	2	2	1.4	1	0	0	0	0	2	8	5.0
ROGERS STATE	11/30/16	10	0	3 .000	0	3 .000	2	2 1.000	1	1	2	1.5	0	0	1	0	0	1	2	4.5
at Maryland	12/03/16	0	0	0 .000	0	0 .000	0	0 .000	0	0	0	1.3	0	0	0	0	0	0	0	3.9
at Tulsa	12/10/16	19	3	9 .333	3	6 .500	2	2 1.000	0	0	0	1.1	2	0	1	0	0	0	11	4.8
ARKANSAS-PINE BLUFF	12/14/16	22	4	7 .571	4	6 .667	2	2 1.000	1	1	2	1.2	3	0	2	0	0	3	14	5.8
at Wichita State	12/17/16	15	3	4 .750	3	4 .750	0	0 .000	0	0	0	1.1	4	0	2	0	0	0	9	6.1
A&M-CORPUS CHRISTI	12/22/16	19	4	8 .500	3	7 .429	0	0 .000	0	0	0	1.0	1	0	0	1	0	2	11	6.5
WEST VIRGINIA	12/30/16	3	0	2 .000	0	1 .000	0	0 .000	0	0	0	0.9	0	0	0	1	0	0	0	6.0
at Texas	01/04/17	14	3	6 .500	1	4 .250	0	0 .000	0	0	0	0.8	0	0	3	2	0	0	7	6.1
at Baylor	01/07/17	5	0	3 .000	0	2 .000	0	0 .000	1	0	1	0.9	1	0	0	0	0	0	0	5.6
IOWA STATE	01/11/17	9	1	4 .250	1	4 .250	0	0 .000	0	0	0	0.8	0	0	0	0	0	3	5.5	
at Kansas	01/14/17	DNP																		
KANSAS STATE	01/18/17	3	0	1 .000	0	1 .000	0	0 .000	0	0	0	0.3	0	0	0	0	0	0	0	2.5
at Texas Tech	01/21/17	7	2	3 .667	1	2 .500	0	0 .000	1	0	1	0.8	3	0	1	1	0	0	5	5.1
TCU	01/23/17	2	0	0 .000	0	0 .000	0	0 .000	0	0	0	0.7	1	0	0	0	0	0	0	4.8

CAREER GAME HIGHS / SUPERLATIVES

Points	14, vs Arkansas-Pine Bluff, 2016-17
Rebounds	3, vs North Carolina, 2016-17
Field Goals	4, 2x, last vs TAMU-CC, 2016-17
Field Goals Att.	9, at Tulsa, 2016-17
Three-Point FG	4, vs Arkansas-Pine Bluff, 2016-17
Three-Point FG Att.	7 vs TAMU-CC, 2016-17
Free Throws Made	2, 5x, last vs Arkansas-Pine Bluff, 2016-17
Free Throws Att.	2, 5x, last vs Arkansas-Pine Bluff, 2016-17
Assists	3, last at Texas, 2016-17
Steals	3, vs Arkansas-Pine Bluff, 2016-17
Blocks	-
Minutes	22, vs Arkansas-Pine Bluff, 2016-17

Miscellaneous	Career
Games with 10+ points	3
Games with 20+ points	0
Games with 5+ rebounds	0
Games with 10+ rebounds	0
Games with 3+ assists	0
Games with 2+ steals	3
Games with 2+ blocks	0
Double-Doubles	0
Games led team in points	0
Games led team in rebounds	0
Games led team in assists	0
Games led team in steals	2
Games led team in blocks	0

CAREER STATS

Year	GP	GS	Min	Avg	-----Total-----			-----3-PTS-----			FT	FTA	Pct	-----Rebounds-----			Avg	PF	FO	Ast	TO	Blk	Stl	Pts	Avg
					FG	FGA	Pct	FG	FGA	Pct				Off	Def	Tot									
2016-17	18	0	163	9.1	27	64	.422	23	52	.442	10	10	1.000	6	7	13	0.7	18	0	12	7	0	9	87	4.8
TOTAL	18	0	163	9.1	27	64	.422	23	52	.442	10	10	1.000	6	7	13	0.7	18	0	12	7	0	9	87	4.8




PLAYER SPOTLIGHT

5 TAVARIUS SHINE

Guard/Small Forward ▶ 6-6 ▶ 200 ▶ Junior ▶ Irving, Texas (MacArthur High School)

(Pronounced: tuh-VAR-iss)



- ▶ Saw action in 25 games, starting four, and upped his scoring production from 3.4 points as a freshman to 6.1 points as a sophomore.
- ▶ Returned from injury against Minnesota, and was a key part in OSU's defensive resurgence thanks to his length and energy on that end of the floor.
- ▶ Key five-game stretch in February featured 10.8 points per game on 51.9 percent shooting from 3-point.
- ▶ Registered five double-digit scoring games on the year.
- ▶ Among the team's best free throw shooters at 76.1 percent (35-of-46).
- ▶ Scored a career-high 14 points on the road at Texas, including going four-of-five from behind the arc.
- ▶ Played significant minutes and scored eight points off the bench, including back-to-back three-pointers, in a home win over No. 3 Kansas.
- ▶ Made first career start at Oklahoma, finishing with 11 points and five rebounds.
- ▶ Made first four attempts from three-point range against West Virginia, scoring all 12 points in the first half. Also tied a career high in blocks and steals.
- ▶ As a freshman, Shine posted 16 steals on the year, which was tops among OSU's reserve players.
- ▶ Proved a capable threat from 3-point with a mark of 31.8 percent from deep (21-of-66) in 2014-15. That clip ranked fifth among OSU players last year.

SHINE AGAINST TONIGHT'S OPPONENT

Opponent	Date	GS	Min	FG	FGA	3FG	FGA	FT	FTA	Off	Def	Tot	PF	A	TO	Blk	Stl	Pts
First career meeting																		

2016-17 GAME-BY-GAME STATS

Opponent	Date	GS	TOTAL			3-PTS			REBOUNDS										Pts	Avg				
			Min	FG	FGA	Pct	3FG	FGA	Pct	FT	FTA	Pct	Off	Def	Tot	Avg	PF	FO			A	TO	Blk	Stl
CAMPBELL	11/11/16	*	12	0	3	.000	0	3	.000	0	2	.000	1	1	2	2.0	1	0	1	1	1	0	0	0.0
CENTRAL ARKANSAS	11/14/16		19	3	4	.750	2	3	.667	0	0	.000	1	0	1	1.5	3	0	0	1	0	0	8	4.0
NEW ORLEANS	11/16/16		15	2	4	.500	1	3	.333	3	4	.750	2	1	3	2.0	1	0	1	0	1	3	8	5.3
vs UConn	11/21/16		24	2	5	.400	1	3	.333	0	0	.000	1	1	2	2.0	2	0	1	0	0	1	5	5.3
vs North Carolina	11/22/16		16	0	2	.000	0	1	.000	1	2	.500	1	0	1	1.8	2	0	0	0	0	1	1	4.4
vs Georgetown	11/23/16		18	2	4	.500	0	2	.000	1	2	.500	0	1	1	1.7	2	0	3	0	1	2	5	4.5
ROGERS STATE	11/30/16		DNP																					
at Maryland	12/03/16		DNP																					
at Tulsa	12/10/16		DNP																					
ARKANSAS-PINE BLUFF	12/14/16		DNP																					
at Wichita State	12/17/16		DNP																					
A&M-CORPUS CHRISTI	12/22/16		DNP																					
WEST VIRGINIA	12/30/16		DNP																					
at Texas	01/04/17		DNP																					
at Baylor	01/07/17		DNP																					
IOWA STATE	01/11/17		DNP																					
at Kansas	01/14/17		DNP																					
KANSAS STATE	01/18/17		DNP																					
at Texas Tech	01/21/17		DNP																					
TCU	01/23/17		DNP																					

CAREER GAME HIGHS / SUPERLATIVES

Points	14 at Texas, 2016
Rebounds	9, vs Florida, 2016
Field Goals	5, at Texas, 2016
Field Goals Att.	12, at Iowa State, 2016
Three-Point FG	2, 3x, last vs Central Arkansas, 2016-17
Three-Point FG Att.	8, at Iowa State, 2016
Free Throws Made	5, at Oklahoma, 2016
Free Throws Att.	8, at Oklahoma, 2016
Assists	3, 2x, last vs Georgetown, 2016-17
Steals	3, vs New Orleans, 2016
Blocks	2, 4x, last at Oklahoma, 2016
Minutes	36, 2x, last vs Texas, 2016

Miscellaneous

	Career
Games with 10+ points	8
Games with 20+ points	0
Games with 5+ rebounds	7
Games with 10+ rebounds	0
Games with 3+ assists	2
Games with 2+ steals	8
Games with 2+ blocks	4
Double-Doubles	0
Games led team in points	1
Games led team in rebounds	2
Games led team in assists	1
Games led team in steals	12
Games led team in blocks	11

CAREER STATS


Year	GP	GS	Min	Avg	-----Total-----			-----3-PTS-----			-----Rebounds-----										Pts	Avg			
					FG	FGA	Pct	FG	FGA	Pct	FT	FTA	Pct	Off	Def	Tot	Avg	PF	FO	Ast			TO	Blk	Stl
2014-15	32	0	420	13.1	37	89	.416	21	66	.318	13	21	.619	16	36	52	1.6	49	0	10	24	8	16	108	3.4
2015-16	25	4	566	22.6	45	131	.344	27	87	.310	35	46	.761	16	67	83	3.3	70	2	14	27	9	19	152	6.1
2016-17	6	1	104	17.3	9	22	.409	4	15	.267	5	10	.500	6	4	10	1.7	11	0	6	2	3	7	27	4.5
TOTAL	63	5	1090	17.3	91	242	.376	52	168	.310	53	77	.688	38	107	145	2.3	130	2	30	53	20	42	287	4.6



PLAYER SPOTLIGHT

12 CAMERON MCGRUFF

Forward ▶ 6-7 ▶ 210 ▶ Freshman ▶ Grand Prairie, Texas (South Grand Prairie High School)



- ▶ Earned SportsCenter's Top Play on Nov. 23 for his game-changing dunk against Georgetown.
- ▶ 13 boards in the season opener, which are the 5th most off the bench in OSU history, and tied for the 10th most ever by an OSU freshman.
- ▶ Texas Association of Basketball Coaches Class 6A All-State team selection.
- ▶ Poured in 14.3 points, 7.4 rebounds and 1.6 assists per game as a senior.
- ▶ Named to the Dallas Morning News All-Area First Team.
- ▶ Back-to-back First Team All-District 8-6A honors as a junior and a senior.
- ▶ Led SGP to the UIL Regional Final, where they lost to the eventual state champion, DeSoto.
- ▶ Unanimous four-star recruit (247Sports, ESPN, Rivals, ect.)
- ▶ ESPN ranked McGruff the No. 10 overall player in Texas and the No. 19 small forward in the country.
- ▶ Rivals.com listed the Grand Prairie, Texas native as the No. 113th ranked player in the nation.
- ▶ Scout.com said McGruff is the No. 30 forward in the 2016 class.
- ▶ HoopScoopOnline listed the 6-7 wing as the No. 101 player in the country.
- ▶ Averaged 11.8 points and 7.7 rebounds per game as a junior, which helped him earn first-team All-District 8-6A honors.

MCGRUFF AGAINST TONIGHT'S OPPONENT

Opponent	Date	GS	Min	FG	FGA	3FG	FGA	FT	FTA	Off	Def	Tot	PF	A	TO	Blk	Stl	Pts
First career meeting																		

2016-17 GAME-BY-GAME STATS

Opponent	Date	TOTAL			3-PTS			REBOUNDS											Pts	Avg
		GS	Min	FG FGA Pct	3FG FGA Pct	FT FTA Pct	Off Def Tot	Avg	PF	FO	A	TO	Blk	Stl						
CAMPBELL	11/11/16	23	1	4 .250	0 1 .000	3 4 .750	2 11 13	13.0	3	0	2	3	1	1	5	5.0				
CENTRAL ARKANSAS	11/14/16	20	1	3 .333	0 0 .000	0 1 .000	2 3 5	9.0	5	1	2	3	2	1	2	3.5				
NEW ORLEANS	11/16/16	9	1	2 .500	1 1 1.000	0 0 .000	0 1 1	6.3	4	0	1	0	0	0	3	3.3				
vs UConn	11/21/16	27	3	6 .500	1 1 1.000	6 8 .750	0 5 5	6.0	3	0	0	1	1	2	13	5.8				
vs North Carolina	11/22/16	26	0	3 .000	0 1 .000	2 2 1.000	2 0 2	5.2	3	0	1	2	0	0	2	5.0				
vs Georgetown	11/23/16	25	2	3 .667	0 0 .000	7 7 1.000	2 3 5	5.2	3	0	0	3	0	0	11	6.0				
ROGERS STATE	11/30/16	15	1	2 .500	0 1 .000	0 2 .000	0 0 0	4.4	2	0	0	1	0	0	2	5.4				
at Maryland	12/03/16	10	0	1 .000	0 0 .000	0 0 .000	1 0 1	4.0	2	0	2	2	1	0	0	4.8				
at Tulsa	12/10/16	18	2	2 1.000	1 1 1.000	0 0 .000	2 4 6	4.2	4	0	1	2	1	2	5	4.8				
ARKANSAS-PINE BLUFF	12/14/16	18	1	1 1.000	0 0 .000	8 10 .800	3 1 4	4.2	4	0	1	2	1	3	10	5.3				
at Wichita State	12/17/16	13	0	2 .000	0 2 .000	0 0 .000	0 1 1	3.9	1	0	0	0	0	1	0	4.8				
A&M-CORPUS CHRISTI	12/22/16	DNP																		
WEST VIRGINIA	12/30/16	11	1	1 1.000	0 0 .000	2 3 .667	2 1 3	3.8	0	0	0	2	0	0	4	4.8				
at Texas	01/04/17	17	1	4 .250	0 1 .000	4 6 .667	2 1 3	3.8	4	0	0	1	0	1	6	4.8				
at Baylor	01/07/17	24	1	2 .500	1 2 .500	3 5 .600	2 3 5	3.9	2	0	1	0	0	0	6	4.9				
IOWA STATE	01/11/17	* 25	4	7 .571	1 1 1.000	1 2 .500	1 5 6	4.0	3	0	1	1	0	0	10	5.3				
at Kansas	01/14/17	4	0	1 .000	0 1 .000	0 0 .000	0 0 0	3.8	2	0	0	0	0	0	0	4.9				
KANSAS STATE	01/18/17	11	1	5 .200	1 2 .500	0 0 .000	0 2 2	3.6	1	0	0	1	0	0	3	4.8				
at Texas Tech	01/21/17	6	0	0 .000	0 0 .000	2 4 .500	0 1 1	3.5	4	0	0	1	0	0	2	4.7				
TCU	01/23/17	11	0	1 .000	0 1 .000	0 0 .000	0 0 0	3.3	0	0	0	0	0	1	0	4.4				

CAREER GAME HIGHS / SUPERLATIVES

Points	13, vs UConn, 2016-17
Rebounds	13, vs Campbell, 2016-17
Field Goals	4, vs Iowa State, 2016-17
Field Goals Att.	7, vs Iowa State, 2016-17
Three-Point FG	1, 6x, last vs Kansas State, 2016-17
Three-Point FG Att.	2, 3x, last vs Kansas State, 2016-17
Free Throws Made	8, vs Arkansas-Pine Bluff, 2016-17
Free Throws Att.	10, vs Arkansas-Pine Bluff, 2016-17
Assists	2, 3x, last vs Maryland, 2016-17
Steals	3, vs Arkansas-Pine Bluff, 2016-17
Blocks	2, vs Central Arkansas, 2016-17
Minutes	27, vs UConn, 2016-17

Miscellaneous	Career
Games with 10+ points	4
Games with 20+ points	0
Games with 5+ rebounds	7
Games with 10+ rebounds	1
Games with 3+ assists	0
Games with 2+ steals	3
Games with 2+ blocks	1
Double-Doubles	0
Games led team in points	0
Games led team in rebounds	2
Games led team in assists	1
Games led team in steals	2
Games led team in blocks	3

CAREER STATS


Year	GP	GS	Min	Avg	-----Total-----			-----3-PTS-----			FT	FTA	Pct	-----Rebounds-----			Avg	PF	FO	Ast	TO	Blk	Stl	Pts	Avg
					FG	FGA	Pct	FG	FGA	Pct				Off	Def	Tot									
2016-17	19	1	313	16.5	20	50	.400	6	16	.375	38	54	.704	21	42	63	3.3	50	1	12	25	7	12	84	4.4
TOTAL	19	1	313	16.5	20	50	.400	6	16	.375	38	54	.704	21	42	63	3.3	50	1	12	25	7	12	84	4.4



PLAYER SPOTLIGHT

13 PHIL FORTE III (CAPTAIN)

Guard ▶ 5-11 ▶ 195 ▶ R-Senior ▶ Flower Mound, Texas (Marcus HS)



- ▶ Needs 3 more 3-pointers to tie Keiton Page for the program's career record. Currently ranks second with 296 makes from deep.
- ▶ 1,584 career points rank 10th in OSU history.
- ▶ His career free throw percentage of 87.7 ranks second in OSU history.
- ▶ Had played in 102 straight games since arriving on campus in 2012-13 before suffering a season-ending elbow injury in the third game of 2015-16.
- ▶ 100th appearance in a Cowboys uniform in the 2015-16 season opener, and dropped in a game-high 24 points.
- ▶ 2015-16 Preseason All-Big 12 Honorable Mention.
- ▶ Third-team All-Big 12 selection in 2014-15 after ranking fourth in the league with 15.0 points per game.
- ▶ Led the Cowboys and ranked in the Big 12 with 33.7 minutes played per game in 2014-15.
- ▶ Two-time Academic All-Big 12 selection.
- ▶ Owns seasons of 100 (2013-14), 70 (2014-15) and 68 (2012-13) makes from 3-point, and those seasons rank fourth, 16th and 17th in school history.
- ▶ Piled up a career-high 32 points in the win over North Texas.
- ▶ 2013-14 Big 12 Sixth Man of the Year and CoSIDA Academic All-District.
- ▶ Has earned a reputation for being one of the hardest working players in the country.

FORTE AGAINST TONIGHT'S OPPONENT

Opponent	Date	GS	Min	FG	FGA	3FG	FGA	FT	FTA	Off	Def	Tot	PF	A	TO	Blk	Stl	Pts
First career meeting																		

2016-17 GAME-BY-GAME STATS

Opponent	Date	GS	Min	TOTAL			3-PTS			REBOUNDS									
				FG	FGA	Pct	3FG	FGA	Pct	FT	FTA	Pct	Off	Def	Tot	Avg	PF	FO	A
CAMPBELL	11/11/16	*	29	7	15	.467	2	9	.222	6	6	1.000	0	2	2	2.0	0	0	1
CENTRAL ARKANSAS	11/14/16	*	35	8	14	.571	4	10	.400	11	11	1.000	2	2	4	3.0	0	0	3
NEW ORLEANS	11/16/16	*	19	5	8	.625	3	5	.600	0	0	.000	1	0	1	2.3	2	0	2
vs UConn	11/21/16	*	32	4	8	.500	3	4	.750	7	8	.875	2	2	4	2.8	2	0	1
vs North Carolina	11/22/16	*	24	0	3	.000	0	2	.000	2	2	1.000	1	2	3	2.8	4	0	1
vs Georgetown	11/23/16	*	25	2	9	.222	2	6	.333	0	0	.000	0	0	0	2.3	1	0	0
ROGERS STATE	11/30/16	*	29	2	9	.222	2	7	.286	4	4	1.000	0	2	2	2.3	1	0	0
at Maryland	12/03/16	*	39	3	16	.188	2	10	.200	6	6	1.000	0	3	3	2.4	1	0	3
at Tulsa	12/10/16	*	21	1	7	.143	1	4	.250	0	0	.000	0	1	1	2.2	0	0	0
ARKANSAS-PINE BLUFF	12/14/16	*	21	2	7	.286	2	6	.333	2	2	1.000	0	1	1	2.1	2	0	3
at Wichita State	12/17/16	*	26	3	11	.273	1	6	.167	4	4	1.000	0	1	1	2.0	3	0	0
A&M-CORPUS CHRISTI	12/22/16	*	27	6	13	.462	5	10	.500	2	2	1.000	2	1	3	2.1	3	0	3
WEST VIRGINIA	12/30/16	*	32	7	12	.583	4	7	.571	0	0	.000	1	2	3	2.2	2	0	0
at Texas	01/04/17	*	38	2	12	.167	2	7	.286	3	4	.750	1	2	3	2.2	0	2	1
at Baylor	01/07/17	*	36	6	11	.545	5	7	.714	0	0	.000	2	1	3	2.3	3	0	2
IOWA STATE	01/11/17	*	33	9	11	.818	4	6	.667	2	2	1.000	1	1	2	2.3	3	0	0
at Kansas	01/14/17	*	34	3	10	.300	2	8	.250	2	2	1.000	1	5	6	2.5	2	0	1
KANSAS STATE	01/18/17	*	36	3	8	.375	3	5	.600	3	4	.750	0	1	1	2.4	0	0	3
at Texas Tech	01/21/17	*	34	5	6	.833	4	4	1.000	7	8	.875	0	6	6	2.6	2	0	1
TCU	01/23/17	*	30	4	10	.400	1	6	.167	0	0	.000	0	1	1	2.5	3	0	2

CAREER GAME HIGHS / SUPERLATIVES

Points	32, vs North Texas, 2015
Rebounds	6, 2x, last at Texas Tech, 2016-17
Field Goals	9, vs Iowa State, 2016-17
Field Goals Att.	17, at Baylor, 2014
Three-Point FG	7, at Kansas, 2014
Three-Point FG Att.	12, 2x, last vs Kansas, 2014
Free Throws Made	11, 2x, last vs Central Arkansas, 2016-17
Free Throws Att.	13, vs North Texas, 2015
Assists	5, 2x, last at Iowa State, 2015
Steals	6, vs SE Louisiana, 2015
Blocks	1, 4x, last at Maryland, 2016-17
Minutes	44, at Baylor, 2014

Miscellaneous

	Career
Games with 10+ points	84
Games with 20+ points	23
Games with 5+ rebounds	4
Games with 10+ rebounds	0
Games with 3+ assists	17
Games with 2+ steals	41
Games with 2+ blocks	0
Double-Doubles	0
Games led team in points	28
Games led team in rebounds	0
Games led team in assists	13
Games led team in steals	31
Games led team in blocks	1

CAREER STATS

Year	GP	GS	Min	Avg	-----Total-----			-----3-PTS-----			-----Rebounds-----									
					FG	FGA	Pct	FG	FGA	Pct	FT	FTA	Pct	Off	Def	Tot	Avg	PF	FO	Ast
2012-13	33	1	835	25.3	98	265	.370	68	201	.338	73	80	.913	13	35	48	1.5	37	0	28
2013-14	34	11	976	28.7	129	302	.427	100	227	.441	93	107	.869	12	50	62	1.8	46	0	46
2014-15	32	31	1078	33.7	139	328	.424	70	184	.380	131	156	.840	3	64	67	2.1	44	1	55
2015-16	3	3	77	25.7	11	26	.423	6	16	.375	12	14	.857	1	3	4	1.3	1	0	0
2016-17	20	19	600	30.0	82	200	.410	52	129	.403	61	65	.938	14	36	50	2.5	36	0	28
TOTAL	122	65	3566	29.2	459	1121	.409	296	757	.391	370	422	.877	43	188	231	1.9	164	1	157




PLAYER SPOTLIGHT

14 LUCAS N'GUESSAN

Forward/Center ▶ 7-0 ▶ 215 ▶ Freshman ▶ De Lier, The Netherlands (Canarias Academy)

(Pronounced: guess-ON)



- ▶ Earned the start against Georgetown and responded with eight points on 4-of-4 shooting.
- ▶ Was 4-of-5 from the floor in the three games of the Maui Invitational.
- ▶ Scored 11 points and grabbed six boards in the Cowboys 117-72 victory over New Orleans.
- ▶ Blocked three shots in his Cowboy debut against Campbell.
- ▶ Played three seasons at the Canarias Basketball Academy in Spain.
- ▶ Athleticism, instinct and height make him a top-notch shot blocker.
- ▶ Developed experience playing internationally with the Netherlands. He represented his country at the 2015 U18 FIBA Championships, where he averaged 3.9 points and 5.1 rebounds in just over 13 minutes per game.
- ▶ Also blocked five shots in the group-play stage of the tournament, and posted a 12-rebound performance in just 20 minutes of action against Belgium.
- ▶ In the Netherlands, N'Guessan helped his U16 Lokomotief Ryswyk squad win the national championship in 2013 prior to spending the next three seasons in Spain.
- ▶ A native of De Lier, Netherlands, N'Guessan speaks four languages fluently.

N'GUESSAN AGAINST TONIGHT'S OPPONENT

Opponent	Date	GS	Min	FG	FGA	3FG	FGA	FT	FTA	Off	Def	Tot	PF	A	TO	Blk	Stl	Pts
First career meeting																		

2016-17 GAME-BY-GAME STATS

Opponent	Date	GS	TOTAL			3-PTS			REBOUNDS										Pts	Avg				
			FG	FGA	Pct	3FG	FGA	Pct	FT	FTA	Pct	Off	Def	Tot	Avg	PF	FO	A			TO	Blk	Stl	
CAMPBELL	11/11/16	11	0	0	.000	0	0	.000	1	4	.250	1	3	4	4.0	2	0	0	1	3	1	1	1.0	
CENTRAL ARKANSAS	11/14/16	5	0	0	.000	0	0	.000	0	0	.000	0	0	0	2.0	4	0	0	1	0	0	0	0.5	
NEW ORLEANS	11/16/16	14	3	3	1.000	0	0	.000	5	6	.833	2	4	6	3.3	4	0	0	0	1	1	11	4.0	
vs UConn	11/21/16	5	0	0	.000	0	0	.000	0	1	.000	0	1	1	2.8	5	1	0	2	0	1	0	3.0	
vs North Carolina	11/22/16	13	0	1	.000	0	0	.000	0	0	.000	1	0	1	2.4	1	0	1	0	1	1	0	2.4	
vs Georgetown	11/23/16	*	15	4	4	1.000	0	0	.000	0	0	.000	2	2	4	2.7	4	0	0	1	0	0	8	3.3
ROGERS STATE	11/30/16	*	20	4	4	1.000	0	0	.000	2	4	.500	4	3	7	3.3	1	0	1	1	2	0	10	4.3
AT MARYLAND	12/03/16	*	20	3	6	.500	0	0	.000	0	2	.000	6	1	7	3.8	5	1	0	3	1	0	6	4.5
AT TULSA	12/10/16	*	14	1	4	.250	0	0	.000	0	0	.000	1	2	3	3.7	2	0	0	1	1	0	2	4.2
ARKANSAS-PINE BLUFF	12/14/16	*	11	0	0	.000	0	0	.000	0	0	.000	0	2	2	3.5	3	0	2	0	2	1	0	3.8
AT WICHITA STATE	12/17/16	*	10	1	1	1.000	0	0	.000	0	1	.000	0	1	1	3.3	4	0	0	1	2	0	2	3.6
A&M-CORPUS CHRISTI	12/22/16	*	11	1	2	.500	0	0	.000	0	0	.000	1	2	3	3.3	3	0	1	0	0	1	2	3.5
WEST VIRGINIA	12/30/16	*	5	1	1	1.000	0	0	.000	0	0	.000	0	1	1	3.1	3	0	0	0	0	0	2	3.4
AT TEXAS	01/04/17	*	11	2	3	.667	0	0	.000	0	0	.000	1	1	2	3.0	4	0	0	1	0	0	4	3.4
AT BAYLOR	01/07/17	*	6	0	0	.000	0	0	.000	0	0	.000	0	0	0	2.8	2	0	0	1	0	0	0	3.2
IOWA STATE	01/11/17	DNP																						
AT KANSAS	01/14/17	12	0	1	.000	0	0	.000	0	0	.000	0	1	1	2.7	3	0	1	0	0	0	0	3.0	
KANSAS STATE	01/18/17	2	1	1	1.000	0	0	.000	0	0	.000	0	0	0	2.5	0	0	0	0	0	0	0	2	2.9
AT TEXAS TECH	01/21/17	2	0	0	.000	0	0	.000	0	0	.000	0	0	0	2.4	1	0	0	0	0	0	0	2.8	
TCU	01/23/17	7	2	2	1.000	0	0	.000	0	0	.000	0	0	0	2.3	2	0	0	1	0	0	4	2.8	

CAREER GAME HIGHS / SUPERLATIVES

Points	11, vs New Orleans, 2016-17
Rebounds	7, 2x, last at Maryland, 2016-17
Field Goals	4, 2x, last vs vs Rogers State, 2016-17
Field Goals Att.	6 at Maryland, 2016-17
Three-Point FG	-
Three-Point FG Att.	-
Free Throws Made	5, vs New Orleans, 2016-17
Free Throws Att.	6, vs New Orleans, 2016-17
Assists	2, vs Arkansas-Pine Bluff, 2016-17
Steals	1, 6x, last vs TAMU-CC, 2016-17
Blocks	3, vs Campbell, 2016-17
Minutes	20, 2x, last at Maryland, 2016-17

Miscellaneous	Career
Games with 10+ points	2
Games with 20+ points	0
Games with 5+ rebounds	3
Games with 10+ rebounds	0
Games with 3+ assists	0
Games with 2+ steals	0
Games with 2+ blocks	4
Double-Doubles	0
Games led team in points	0
Games led team in rebounds	0
Games led team in assists	1
Games led team in steals	0
Games led team in blocks	6

CAREER STATS


Year	GP	GS	Min	Avg	-----Total-----			-----3-PTS-----			FT	FTA	Pct	-----Rebounds-----			Avg	PF	FO	Ast	TO	Blk	Stl	Pts	Avg
					FG	FGA	Pct	FG	FGA	Pct				Off	Def	Tot									
2016-17	19	10	194	10.2	23	33	.697	0	0	.000	8	18	.444	19	24	43	2.3	53	2	6	14	13	6	54	2.8
TOTAL	19	10	194	10.2	23	33	.697	0	0	.000	8	18	.444	19	24	43	2.3	53	2	6	14	13	6	54	2.8



PLAYER SPOTLIGHT

21 LINDY WATERS III

Guard ▶ 6-6 ▶ 200 ▶ Freshman ▶ Norman, Okla. (Norman North High School)



- ▶ Led all players at the Maui Invitational with nine steals in the three games, including a five-steal performance against Georgetown.
- ▶ First career double-digit scoring performance with 11 points in the win over New Orleans.
- ▶ Earned his first career start in his second career game.
- ▶ Scored 11 points in the Cowboys 117-72 win over New Orleans.
- ▶ Ranked by Rivals.com as a four-star recruit, and was No. 117 on their list of the top 150 players in the country.
- ▶ 247Sports named Waters the No. 3 player in Oklahoma and the No. 20 shooting guard in the country.
- ▶ Averaged 14.6 points, 7.3 rebounds and 2.1 steals per game as a senior. He shot 50.3 percent from the floor.
- ▶ Earned honorable-mention All-State honors by The Oklahoman, as well as first-team All-District 5.
- ▶ As a sophomore, Waters poured in 14.1 points on 58.8 percent shooting from the floor, including 48.7 percent from 3-point. He also averaged 9.3 rebounds and 4.1 assists per game.
- ▶ Chose to play for the Cowboys over offers from Butler, Cincinnati, Clemson, Harvard, Houston, Iowa State, and Oklahoma among others.
- ▶ Son of Lisa and Lindy Waters, Jr. Lindy's father was a standout basketball player at Southern Nazarene.
- ▶ A native of Norman, Okla., Waters is of Kiowa/Cherokee heritage.
- ▶ A member of the Kiowa and Cherokee nations, Lindy plans to major in business at OSU.

WATERS AGAINST TONIGHT'S OPPONENT

Opponent	Date	GS	Min	FG	FGA	3FG	FGA	FT	FTA	Off	Def	Tot	PF	A	TO	Blk	Stl	Pts
First career meeting																		

2016-17 GAME-BY-GAME STATS

Opponent	Date	GS	Min	TOTAL			3-PTS			REBOUNDS									
				FG	FGA	Pct	3FG	FGA	Pct	FT	FTA	Pct	Off	Def	Tot	Avg	PF	A	TO
CAMPBELL	11/11/16		22	3	5	.600	2	3	.667	1	2	.500	1	2	3	3.0	2	0	1
CENTRAL ARKANSAS	11/14/16	*	29	2	6	.333	0	4	.000	0	0	.000	3	0	3	3.0	2	0	3
NEW ORLEANS	11/16/16	*	16	3	4	.750	2	3	.667	3	4	.750	1	2	3	3.0	2	0	1
vs UConn	11/21/16	*	26	0	1	.000	0	1	.000	1	2	.500	0	0	0	2.3	2	0	2
vs North Carolina	11/22/16	*	21	3	8	.375	2	6	.333	2	2	1.000	2	1	3	2.4	1	0	2
vs Georgetown	11/23/16	*	17	4	8	.500	0	2	.000	1	1	1.000	2	3	5	2.8	2	0	2
ROGERS STATE	11/30/16	*	25	3	9	.333	1	3	.333	3	3	1.000	3	1	4	3.0	0	0	1
at Maryland	12/03/16	*	23	1	3	.333	0	1	.000	0	0	.000	0	1	1	2.8	2	0	0
at Tulsa	12/10/16	*	24	3	6	.500	0	0	.000	0	1	.000	1	0	1	2.6	3	0	0
ARKANSAS-PINE BLUFF	12/14/16	*	19	5	8	.625	2	4	.500	1	1	1.000	1	2	3	2.6	4	0	1
at Wichita State	12/17/16	*	13	1	3	.333	1	2	.500	1	3	.333	1	1	2	2.5	3	0	1
A&M-CORPUS CHRISTI	12/22/16	*	22	5	8	.625	1	3	.333	1	1	1.000	0	4	4	2.7	0	1	2
WEST VIRGINIA	12/30/16	*	19	0	2	.000	0	0	.000	3	4	.750	1	0	1	2.5	1	0	2
at Texas	01/04/17		DNP																
at Baylor	01/07/17		DNP																
IOWA STATE	01/11/17		DNP																
at Kansas	01/14/17		18	3	4	.750	2	3	.667	0	0	.000	0	0	0	2.4	2	0	1
KANSAS STATE	01/18/17		7	0	3	.000	0	1	.000	0	1	.000	0	3	3	2.4	1	0	1
at Texas Tech	01/21/17		9	2	2	1.000	0	0	.000	0	0	.000	0	0	0	2.3	3	0	1
TCU	01/23/17		6	0	1	.000	0	0	.000	0	0	.000	0	0	0	2.1	0	0	1

CAREER GAME HIGHS / SUPERLATIVES

Points	13 vs Arkansas-Pine Bluff, 2016-17
Rebounds	5 vs Georgetown, 2016-17
Field Goals	5, 2x, last vs TAMU-CC, 2016-17
Field Goals Att.	9 vs Rogers State, 2016-17
Three-Point FG	2, 5x, last at Kansas, 2016-17
Three-Point FG Att.	6 vs North Carolina, 2016-17
Free Throws Made	3, 3x, last vs West Virginia, 2016-17
Free Throws Att.	4, 2x, last vs West Virginia, 2016-17
Assists	3 vs Central Arkansas, 2016-17
Steals	5 vs Georgetown, 2016-17
Blocks	1 vs TAMU-CC, 2016-17
Minutes	29 vs Central Arkansas, 2016-17

Miscellaneous	Career
Games with 10+ points	5
Games with 20+ points	0
Games with 5+ rebounds	1
Games with 10+ rebounds	0
Games with 3+ assists	1
Games with 2+ steals	4
Games with 2+ blocks	0
Double-Doubles	0
Games led team in points	0
Games led team in rebounds	0
Games led team in assists	0
Games led team in steals	3
Games led team in blocks	0

CAREER STATS

Year	GP	GS	Min	Avg	-----Total-----			-----3-PTS-----			FT	FTA	Pct	-----Rebounds-----			PF	FO	Ast	TO	Blk	Stl	Pts	Avg	
					FG	FGA	Pct	FG	FGA	Pct				Off	Def	Tot									Avg
2016-17	17	12	316	18.6	38	81	.469	13	36	.361	17	25	.680	16	20	36	2.1	30	0	18	24	1	14	106	6.2
TOTAL	17	12	316	18.6	38	81	.469	13	36	.361	17	25	.680	16	20	36	2.1	30	0	18	24	1	14	106	6.2



PLAYER SPOTLIGHT

23 LEYTON HAMMONDS (CAPTAIN)

Forward ▶ 6-8 ▶ 215 ▶ Senior ▶ North Richland Hills, Texas (Richland High School)



- ▶ Has started in 20-of-20 games this season.
- ▶ Second career double-double with 15 points and a career-high 13 boards in the win over New Orleans.
- ▶ Has the ability to be a matchup nightmare with his combination of size (6-8) and range (34.2% from 3-point in '15-16).
- ▶ Led the Cowboys with 5.1 rebounds per game, which ranked 18th among all Big 12 players.
- ▶ Hit 1.39 3-pointers per game, which led the Cowboys and ranked 15th in the Big 12.
- ▶ Shot a team-high 44.2 percent from the floor in league play, which ranked 11th among all players that made at least four shots per game.
- ▶ Recorded three 20-point scoring games, including a career-high 22 points in the win over Longwood. In that game, Hammonds started 10-of-10 from the free throw line before missing No. 11 (went on to go 11-of-12 from the stripe).
- ▶ Scored a game-high 20 points on 9-of-15 shooting against Texas in the regular season finale.
- ▶ Quadrupled his scoring, rebounding, assist and steal outputs from his sophomore season.
- ▶ Started 24 games and played in 28 games for the Cowboys.
- ▶ 15 of his 18 double-digit scoring games came in 2015-16.
- ▶ Recorded the first double-double of his career with 14 points and 10 rebounds on the road in an overtime loss against Texas Tech.
- ▶ Posted a key midseason stretch that including six straight double-digit scoring performances (12.8 PPG) and 35.0 percent shooting from 3-point.

HAMMONDS AGAINST TONIGHT'S OPPONENT

Opponent	Date	GS	Min	FG	FGA	3FG	FGA	FT	FTA	Off	Def	Tot	PF	A	TO	Blk	Stl	Pts
First career meeting																		

2016-17 GAME-BY-GAME STATS

Opponent	Date	GS	TOTAL			3-PTS			REBOUNDS										Pts	Avg				
			FG	FGA	Pct	3FG	FGA	Pct	FT	FTA	Pct	Off	Def	Tot	Avg	PF	FO	A			TO	Blk	Stl	
CAMPBELL	11/11/16	*	13	0	2	.000	0	2	.000	0	0	.000	2	2	4	4.0	4	0	0	1	0	0	0	0.0
CENTRAL ARKANSAS	11/14/16	*	20	4	6	.667	0	2	.000	0	2	.000	1	4	5	4.5	4	0	2	2	0	0	8	4.0
NEW ORLEANS	11/16/16	*	20	6	15	.400	1	6	.167	2	2	1.000	2	11	13	7.3	3	0	2	1	1	0	15	7.7
vs UConn	11/21/16	*	15	2	6	.333	1	3	.333	2	2	1.000	0	5	5	6.8	5	1	1	1	1	1	7	7.5
vs North Carolina	11/22/16	*	15	2	9	.222	0	2	.000	2	2	1.000	2	2	4	6.2	5	1	0	3	1	0	6	7.2
vs Georgetown	11/23/16	*	11	0	4	.000	0	1	.000	2	2	1.000	0	0	5	5.2	5	1	0	1	0	1	2	6.3
ROGERS STATE	11/30/16	*	14	2	5	.400	1	3	.333	1	1	1.000	2	0	2	4.7	4	0	0	1	0	0	6	6.3
at Maryland	12/03/16	*	23	3	7	.429	2	4	.500	0	0	.000	2	5	7	5.0	4	0	1	1	0	2	8	6.5
at Tulsa	12/10/16	*	21	3	5	.600	1	2	.500	0	0	.000	1	6	7	5.2	4	0	1	2	0	1	7	6.6
ARKANSAS-PINE BLUFF	12/14/16	*	18	3	8	.375	1	2	.500	9	11	.818	2	4	6	5.3	3	0	2	2	1	1	16	7.5
at Wichita State	12/17/16	*	17	4	5	.800	3	4	.750	1	1	1.000	1	3	4	5.2	4	0	2	0	0	0	12	7.9
A&M-CORPUS CHRISTI	12/22/16	*	20	1	5	.200	0	1	.000	0	0	.000	3	4	7	5.3	3	0	1	1	2	2	7	7.4
WEST VIRGINIA	12/30/16	*	32	7	12	.583	3	7	.429	0	0	.000	3	4	7	5.5	2	0	0	0	0	0	17	8.2
at Texas	01/04/17	*	26	1	5	.200	0	4	.000	5	6	.833	1	4	5	5.4	3	0	0	0	0	1	7	8.1
at Baylor	01/07/17	*	31	3	13	.231	0	5	.000	0	0	.000	2	3	5	5.4	5	1	0	2	0	1	6	7.9
IOWA STATE	01/11/17	*	26	4	6	.667	0	1	.000	0	0	.000	3	1	4	5.3	5	1	1	2	1	0	8	7.9
at Kansas	01/14/17	*	9	0	1	.000	0	1	.000	0	0	.000	0	0	0	5.0	4	0	0	0	1	1	0	7.5
KANSAS STATE	01/18/17	*	28	4	6	.667	3	5	.600	0	0	.000	2	5	7	5.1	3	0	0	3	0	0	11	7.7
at Texas Tech	01/21/17	*	35	1	5	.200	1	3	.333	0	0	.000	1	3	4	5.1	1	0	2	3	1	0	3	7.4
TCU	01/23/17	*	28	1	4	.250	0	1	.000	4	4	1.000	0	6	6	5.1	5	1	1	1	1	0	6	7.4

CAREER GAME HIGHS / SUPERLATIVES

Points	22, vs Longwood, 2016
Rebounds	13, vs New Orleans, 2016-17
Field Goals	9, vs Texas, 2016
Field Goals Att.	18, vs Kansas State, 2016
Three-Point FG	5, vs Oklahoma, 2015
Three-Point FG Att.	11, vs Kansas State, 2016
Free Throws Made	11, vs Longwood, 2016
Free Throws Att.	12, vs Longwood, 2016
Assists	4, vs UMKC, 2016
Steals	3, at Texas Tech, 2016
Blocks	2, 4x, last vs TAMU-CC, 2016-17
Minutes	39, vs Kansas State, 2016

Miscellaneous

	Career
Games with 10+ points	23
Games with 20+ points	3
Games with 5+ rebounds	32
Games with 10+ rebounds	2
Games with 3+ assists	1
Games with 2+ steals	10
Games with 2+ blocks	4
Double-Doubles	2
Games led team in points	9
Games led team in rebounds	14
Games led team in assists	1
Games led team in steals	7
Games led team in blocks	8

CAREER STATS


Year	GP	GS	Min	Avg	-----Total-----			-----3-PTS-----			FT	FTA	Pct	-----Rebounds-----			Avg	PF	FO	Ast	TO	Blk	Stl	Pts	Avg
					FG	FGA	Pct	FG	FGA	Pct				Off	Def	Tot									
2013-14	31	0	230	7.4	17	54	.315	8	35	.229	6	18	.333	11	26	37	1.2	47	2	6	9	1	7	48	1.5
2014-15	28	2	276	9.9	24	69	.348	16	48	.333	1	3	.333	12	15	27	1.0	41	0	7	12	2	5	65	2.3
2015-16	28	24	793	28.3	108	253	.427	39	114	.342	41	52	.788	40	103	143	5.1	91	5	24	41	8	19	296	10.6
2016-17	20	20	422	21.1	51	129	.395	17	59	.288	28	33	.848	30	72	102	5.1	76	6	16	27	10	11	147	7.4
TOTAL	107	46	1721	16.1	200	505	.396	80	256	.313	76	106	.717	93	216	309	2.9	255	13	53	89	21	42	556	5.2



PLAYER SPOTLIGHT

24 DAVON DILLARD

Guard/Small Forward ▶ 6-5 ▶ 215 ▶ Sophomore ▶ Gary, Ind. (Our Savior New American [N.Y.]



- ▶ Earned SportsCenter's No. 3 Top Play on Jan. 23 for his game-ending dunk against TCU.
- ▶ Career performance at No. 2 Kansas with 8 rebounds and 3 assists in a career-high 20 minutes.
- ▶ Scored a career-high 10 points off the bench in win over TCU, including two explosive second-half dunks..
- ▶ Appeared in seven games for OSU as a true freshman, and averaged 0.6 points and 0.4 rebounds per game.
- ▶ Made his collegiate debut against Tulsa and recorded two rebounds and a steal.
- ▶ Scored his first points as a Cowboy at Kansas State and ended the game with four total.
- ▶ Also saw action against Missouri State, Longwood, TCU, Kansas and Oklahoma.
- ▶ Named a national four-star recruit by ESPN.com.
- ▶ Ranked the No. 3 recruit in the state of Indiana, and the No. 21 player at his position in the nation by ESPN.
- ▶ ESPN named him the No. 94 ranked recruit in American regardless of position.
- ▶ Named a McDonald's All-American nominee thanks to his explosive athleticism.
- ▶ Averaged 16.0 points per game for his senior season at Our Savior New American (N.Y.), including six 20-point outings.
- ▶ Played for Bowman Academy in Gary, Ind., as a junior, and averaged 17.0 points, 7.1 rebounds and 2.0 steals per game.

DILLARD AGAINST TONIGHT'S OPPONENT

Opponent	Date	GS	Min	FG	FGA	3FG	FGA	FT	FTA	Off	Def	Tot	PF	A	TO	Blk	Stl	Pts
First career meeting																		

2016-17 GAME-BY-GAME STATS

Opponent	Date	TOTAL			3-PTS			REBOUNDS										PF	FO	A	TO	Blk	Stl	Pts	Avg
		GS	Min	FG FGA Pct	3FG FGA Pct	FT FTA Pct	Off	Def	Tot	Avg															
CAMPBELL	11/11/16		DNP																						
CENTRAL ARKANSAS	11/14/16		DNP																						
NEW ORLEANS	11/16/16	10	3	4	.750	0	0	.000	1	1	1.000	1	1	2	2.0	0	0	1	1	0	1	7	7.0		
vs UConn	11/21/16		DNP																						
vs North Carolina	11/22/16		DNP																						
vs Georgetown	11/23/16		DNP																						
ROGERS STATE	11/30/16	3	0	0	.000	0	0	.000	0	0	.000	0	0	0	1.0	2	0	0	0	0	0	0	3.5		
at Maryland	12/03/16		DNP																						
at Tulsa	12/10/16	2	0	0	.000	0	0	.000	0	0	.000	0	1	1	1.0	0	0	0	0	0	0	0	2.3		
ARKANSAS-PINE BLUFF	12/14/16	8	1	2	.500	0	0	.000	1	2	.500	1	3	4	1.8	0	0	0	1	0	0	3	2.5		
at Wichita State	12/17/16		DNP																						
A&M-CORPUS CHRISTI	12/22/16	16	3	8	.375	0	0	.000	2	3	.667	3	3	6	2.6	0	0	1	1	0	2	8	3.6		
WEST VIRGINIA	12/30/16	4	0	1	.000	0	1	.000	0	2	.000	0	1	1	2.3	0	0	0	1	0	1	0	3.0		
at Texas	01/04/17	1	0	0	.000	0	0	.000	0	0	.000	0	0	0	2.0	0	0	0	0	0	0	0	2.6		
at Baylor	01/07/17		DNP																						
IOWA STATE	01/11/17	5	1	2	.500	0	1	.000	0	0	.000	1	2	3	2.1	0	0	0	2	0	0	2	2.5		
at Kansas	01/14/17	20	3	7	.429	0	1	.000	0	1	.000	3	5	8	2.8	3	0	3	1	0	1	6	2.9		
KANSAS STATE	01/18/17	10	2	4	.500	0	0	.000	0	0	.000	1	3	4	2.9	3	0	1	3	0	0	4	3.0		
at Texas Tech	01/21/17	8	1	1	1.000	0	0	.000	2	2	1.000	1	0	1	2.7	2	0	1	1	0	0	4	3.1		
TCU	01/23/17	16	3	7	.429	1	2	.500	3	4	.750	2	1	3	2.8	0	0	0	0	1	1	10	3.7		

CAREER GAME HIGHS / SUPERLATIVES

Points	10, vs TCU, 2016-17
Rebounds	8, at Kansas, 2016-17
Field Goals	3, 4x, last at Kansas, 2016-17
Field Goals Att.	8, vs TAMU-CC, 2016-17
Three-Point FG	1, vs TCU, 2016-17
Three-Point FG Att.	2, vs TCU, 2016-17
Free Throws Made	3, vs TCU, 2016-17
Free Throws Att.	4, vs TCU, 2016-17
Assists	3, at Kansas, 2016-17
Steals	2, vs TAMU-CC, 2016-17
Blocks	1, vs TCU, 2016-17
Minutes	20, at Kansas, 2016-17

Miscellaneous

	Career
Games with 10+ points	1
Games with 20+ points	0
Games with 5+ rebounds	2
Games with 10+ rebounds	0
Games with 3+ assists	1
Games with 2+ steals	1
Games with 2+ blocks	0
Double-Doubles	0
Games led team in points	0
Games led team in rebounds	1
Games led team in assists	0
Games led team in steals	3
Games led team in blocks	1

CAREER STATS


Year	GP	GS	Min	Avg	-----Total-----			-----3-PTS-----			FT	FTA	Pct	-----Rebounds-----			Avg	PF	FO	Ast	TO	Blk	Stl	Pts	Avg
					FG	FGA	Pct	FG	FGA	Pct				Off	Def	Tot									
2015-16	7	0	24	3.4	2	5	.400	0	2	.000	0	1	.000	3	0	3	0.4	7	0	0	0	0	1	4	0.6
2016-17	12	0	103	8.6	17	36	.472	1	5	.200	9	15	.600	13	20	33	2.8	10	0	7	11	1	6	44	3.7
TOTAL	19	0	127	6.7	19	41	.463	1	7	.143	9	16	.563	16	20	36	1.9	17	0	7	11	1	7	48	2.5



PLAYER SPOTLIGHT

30 JEFFREY CARROLL

Guard/Small Forward ▶ 6-6 ▶ 215 ▶ R-Junior ▶ Rowlett, Texas (Rowlett High School)



- ▶ Only player ranked among the Big 12's top seven in scoring, rebounding and field goal percentage.
- ▶ Entered the year with a career-high scoring game of 19 points, but already has nine 20-point games this season.
- ▶ Shot a career-high 25 points on the road in a win against Texas Tech for his ninth 20-point game of the season.
- ▶ Recorded fifth career double-double in win against TCU.
- ▶ Posted 14 double-digit scoring games in 2015-16, which helped him raise his average to 8.2 points per game.
- ▶ Hit a team-high 40 shots from 3-point on 33.3 percent shooting.
- ▶ Recorded eight games with at least three makes from deep.
- ▶ Career best 18 points on 4-of-7 shooting from downtown at home against Iowa State.
- ▶ Earned 20 starts and saw action in 30 games for the Cowboys.
- ▶ Was fourth on the team with a rebounding average of 4.0 per game - double the production from his freshman season.
- ▶ Earned the second double-double of his career and the first of the season with a 10-point, 11-rebound outing at West Virginia.
- ▶ Notched a career-high 17 points in the win over Towson - all in the second half.
- ▶ Earned his first start of the season at home against Missouri State.

CARROLL AGAINST TONIGHT'S OPPONENT

Opponent	Date	GS	Min	FG	FGA	3FG	FGA	FT	FTA	Off	Def	Tot	PF	A	TO	Blk	Stl	Pts
First career meeting																		

2016-17 GAME-BY-GAME STATS

Opponent	Date	TOTAL					3-PTS			REBOUNDS											Pts	Avg	
		GS	Min	FG	FGA	Pct	3FG	FGA	Pct	FT	FTA	Pct	Off	Def	Tot	Avg	PF	FO	A	TO			Blk
CAMPBELL	11/11/16	16	9	15	.600	1	2	.500	3	6	.500	3	6	9	9.0	1	0	0	1	0	1	22	22.0
CENTRAL ARKANSAS	11/14/16	24	6	9	.667	2	4	.500	6	8	.750	1	10	11	10.0	1	0	1	3	0	0	20	21.0
NEW ORLEANS	11/16/16	15	4	6	.667	0	1	.000	6	7	.857	2	2	4	8.0	1	0	1	1	1	3	14	18.7
vs UConn	11/21/16	23	7	9	.778	3	3	1.000	1	2	.500	3	5	8	8.0	3	0	1	2	0	2	18	18.5
vs North Carolina	11/22/16	22	3	8	.375	1	3	.333	1	3	.333	3	2	5	7.4	3	0	0	0	0	2	8	16.4
vs Georgetown	11/23/16	23	8	13	.615	1	3	.333	3	3	1.000	3	4	7	7.3	1	0	2	0	0	1	20	17.0
ROGERS STATE	11/30/16	21	4	7	.571	1	2	.500	2	3	.667	2	7	9	7.6	2	0	2	3	0	1	11	16.1
at Maryland	12/03/16	27	6	11	.545	3	6	.500	0	0	.000	3	9	12	8.1	2	0	1	1	0	1	15	16.0
at Tulsa	12/10/16	* 27	3	9	.333	1	4	.250	6	7	.857	2	6	8	8.1	1	0	1	1	0	0	13	15.7
ARKANSAS-PINE BLUFF	12/14/16	14	6	10	.600	1	4	.250	5	6	.833	1	1	2	7.5	0	0	1	3	0	1	18	15.9
at Wichita State	12/17/16	33	8	10	.800	3	5	.600	3	4	.750	2	3	5	7.3	2	0	0	3	0	0	22	16.5
A&M-CORPUS CHRISTI	12/22/16	21	3	11	.273	0	4	.000	7	9	.778	3	4	7	7.3	0	0	4	2	0	1	13	16.2
WEST VIRGINIA	12/30/16	28	3	7	.429	0	1	.000	3	6	.500	3	3	6	7.2	3	0	1	5	1	0	9	15.6
at Texas	01/04/17	* 37	11	18	.611	2	5	.400	0	0	.000	2	5	7	7.1	3	0	3	1	0	0	24	16.2
at Baylor	01/07/17	* 39	5	9	.556	1	2	.500	3	6	.500	2	3	5	7.0	1	0	0	4	0	1	14	16.1
IOWA STATE	01/11/17	* 38	9	14	.643	1	4	.250	2	3	.667	2	5	7	7.0	0	0	3	3	0	0	21	16.4
at Kansas	01/14/17	* 33	9	14	.643	3	3	1.000	2	2	1.000	0	7	7	7.0	2	0	3	1	0	0	23	16.8
KANSAS STATE	01/18/17	* 35	7	10	.700	4	4	1.000	6	6	1.000	6	2	8	7.1	3	0	1	2	0	1	24	17.2
at Texas Tech	01/21/17	* 38	6	12	.500	4	5	.800	9	12	.750	3	6	9	7.2	1	0	0	0	0	1	25	17.6
TCU	01/23/17	* 35	5	6	.833	1	1	1.000	8	8	1.000	1	9	10	7.3	2	0	1	1	1	1	19	17.7

CAREER GAME HIGHS / SUPERLATIVES

Points	25, at Texas Tech, 2016-17
Rebounds	12, at Maryland, 2016-17
Field Goals	11, at Texas, 2016-17
Field Goals Att.	18, at Texas, 2016-17
Three-Point FG	4, 4x, last at Texas Tech, 2016-17
Three-Point FG Att.	10, vs Texas Tech, 2016
Free Throws Made	9, at Texas Tech, 2016-17
Free Throws Att.	12, at Texas Tech, 2016-17
Assists	4, vs TAMU-CC, 2016-17
Steals	3, 2x, last vs New Orleans, 2016-17
Blocks	2, vs UMKC, 2016
Minutes	39, at Baylor, 2016-17

Miscellaneous	Career
Games with 10+ points	36
Games with 20+ points	9
Games with 5+ rebounds	33
Games with 10+ rebounds	5
Games with 3+ assists	6
Games with 2+ steals	7
Games with 2+ blocks	1
Double-Doubles	5
Games led team in points	11
Games led team in rebounds	20
Games led team in assists	2
Games led team in steals	10
Games led team in blocks	6

CAREER STATS


Year	GP	GS	Min	Avg	-----Total-----			-----3-PTS-----			-----Rebounds-----											Avg			
					FG	FGA	Pct	FG	FGA	Pct	FT	FTA	Pct	Off	Def	Tot	Avg	PF	FO	Ast	TO		Blk	Stl	Pts
2014-15	22	9	250	11.4	32	82	.390	17	57	.298	5	7	.714	9	31	40	1.8	16	0	7	6	5	5	86	3.9
2015-16	30	20	744	24.8	87	212	.410	40	120	.333	33	47	.702	18	101	119	4.0	42	1	19	35	8	17	247	8.2
2016-17	20	8	549	27.5	122	208	.587	33	66	.500	76	101	.752	47	99	146	7.3	32	0	26	37	3	17	353	17.7
TOTAL	72	37	1543	21.4	241	502	.480	90	243	.370	114	155	.735	74	231	305	4.2	90	1	52	78	16	39	686	9.5



PLAYER SPOTLIGHT

32 TYLER UNDERWOOD

Guard ▶ 6-2 ▶ 160 ▶ R-Freshman ▶ Stillwater, Okla. (Stephen F. Austin)



- ▶ Sank his first collegiate bucket - a 3-pointer from the left wing - against New Orleans.
- ▶ Played for Stephen F. Austin in 2015-16 but received a redshirt after suffering a knee injury in his final high school game.
- ▶ Was cleared to return to the court in the spring, and was able to help the Lumberjacks advance in the NCAA Tournament as a practice squad player.
- ▶ Attended Nacogdoches High School, where he averaged 21.0 points, 4.0 rebounds, 3.0 assists and 3.0 steals per game as a senior.
- ▶ Two-time All-District first team selection.
- ▶ Two-time Academic All-District honoree.
- ▶ Holds the Nacogdoches HS records for career 3-pointers, and 3-pointers and steals in a season.
- ▶ Son of Susan and Cowboy head coach Brad Underwood.
- ▶ Tyler also played golf in high school.
- ▶ He plans to major in business at OSU.

UNDERWOOD AGAINST TONIGHT'S OPPONENT

Opponent	Date	GS	Min	FG	FGA	3FG	FGA	FT	FTA	Off	Def	Tot	PF	A	TO	Blk	Stl	Pts
First career meeting																		

2016-17 GAME-BY-GAME STATS

Opponent	Date	GS	Min	TOTAL			3-PTS			REBOUNDS									
				FG	FGA	Pct	3FG	FGA	Pct	FT	FTA	Pct	Off	Def	Tot	Avg	PF	FO	A
CAMPBELL	11/11/16	5	0	0	.000	0	0	.000	0	0	.000	0	0	0	0.0	0	0	0	0
CENTRAL ARKANSAS	11/14/16	1	0	1	.000	0	1	.000	0	0	.000	0	0	0	0.0	0	0	0	0
NEW ORLEANS	11/16/16	9	1	2	.500	1	2	.500	1	2	.500	0	1	1	0.3	2	0	0	1
vs UConn	11/21/16	DNP																	
vs North Carolina	11/22/16	3	0	0	.000	0	0	.000	0	0	.000	0	0	0	0.3	0	0	0	0
vs Georgetown	11/23/16	1	1	1	1.000	1	1	1.000	0	0	.000	0	0	0	0.2	0	0	0	0
ROGERS STATE	11/30/16	3	0	0	.000	0	0	.000	0	0	.000	0	0	0	0.2	0	0	0	1
at Maryland	12/03/16	DNP																	
at Tulsa	12/10/16	DNP																	
ARKANSAS-PINE BLUFF	12/14/16	3	0	0	.000	0	0	.000	0	0	.000	0	0	0	0.1	0	0	1	1
at Wichita State	12/17/16	DNP																	
A&M-CORPUS CHRISTI	12/22/16	2	0	0	.000	0	0	.000	0	0	.000	0	0	0	0.1	0	0	0	0
WEST VIRGINIA	12/30/16	DNP																	
at Texas	01/04/17	DNP																	
at Baylor	01/07/17	DNP																	
IOWA STATE	01/11/17	DNP																	
at Kansas	01/14/17	DNP																	
KANSAS STATE	01/18/17	DNP																	
at Texas Tech	01/21/17	DNP																	
TCU	01/23/17	DNP																	

CAREER GAME HIGHS / SUPERLATIVES

Points	4, vs New Orleans, 2016-17
Rebounds	1, vs New Orleans, 2016-17
Field Goals	1, 2x, last vs Georgetown, 2016-17
Field Goals Att.	2, vs New Orleans, 2016-17
Three-Point FG	1, 2x, last vs Georgetown, 2016-17
Three-Point FG Att.	2, vs New Orleans, 2016-17
Free Throws Made	1, vs New Orleans, 2016-17
Free Throws Att.	2, vs New Orleans, 2016-17
Assists	1, vs Arkansas-Pine Bluff, 2016-17
Steals	1, vs New Orleans, 2016-17
Blocks	1 vs TAMU-CC, 2016-17
Minutes	9, vs New Orleans, 2016-17

Miscellaneous	Career
Games with 10+ points	0
Games with 20+ points	0
Games with 5+ rebounds	0
Games with 10+ rebounds	0
Games with 3+ assists	0
Games with 2+ steals	0
Games with 2+ blocks	0
Double-Doubles	0
Games led team in points	0
Games led team in rebounds	0
Games led team in assists	0
Games led team in steals	0
Games led team in blocks	0

CAREER STATS

Year	GP	GS	Min	Avg	-----Total-----			-----3-PTS-----			-----Rebounds-----									
					FG	FGA	Pct	FG	FGA	Pct	FT	FTA	Pct	Off	Def	Tot	Avg	PF	FO	Ast
2015-16																				
2016-17	8	0	27	3.4	2	4	.500	2	4	.500	1	2	.500	0	1	1	0.1	2	0	1
TOTAL	8	0	27	3.4	2	4	.500	2	4	.500	1	2	.500	0	1	1	0.1	2	0	1




PLAYER SPOTLIGHT

33 TREY REEVES

Forward ▶ 6-4 ▶ 215 ▶ Freshman ▶ Gans, Okla. (Muldraw High School)

- ▶ Son of Oklahoma State legend Bryant "Big Country" Reeves, who helped lead the Cowboys to the 1995 NCAA Final Four.
- ▶ Named the All-Area Most Valuable Player by the Southwest Times Record.
- ▶ Valedictorian of his class at Muldraw High School.
- ▶ Averaged 13 points, eight rebounds, 1.5 assists and 1.5 steals per game as a senior.
- ▶ Shot 70 percent from the floor and 49 percent from 3-point.
- ▶ Helped Muldraw reach the area round of the playoffs.
- ▶ Named the VYPE 3 Rivers Academic Athlete of the Month in February of 2016.
- ▶ Played under Muldraw head coach Adam Simmons.
- ▶ Walked-on to the Cowboy basketball program in the summer of 2016.
- ▶ Trey plans to major in business at OSU.



REEVES AGAINST THE MAUI INVITE FIELD

Opponent	Date	GS	Min	FG	FGA	3FG	FGA	FT	FTA	Off	Def	Tot	PF	A	TO	Blk	Stl	Pts
First career meeting																		

2016-17 GAME-BY-GAME STATS

Opponent	Date	TOTAL			3-PTS			REBOUNDS										Pts	Avg			
		GS	Min	FG FGA Pct	3FG FGA Pct	FT FTA Pct	Off	Def	Tot	Avg	PF	FO	A	TO	Blk	Stl						
CAMPBELL	11/11/16	2	0	0	.000	0	0	.000	0	0	.000	0	0	0	0.0	1	0	0	0	0	0	0.0
CENTRAL ARKANSAS	11/14/16	DNP																				
NEW ORLEANS	11/16/16	3	0	0	.000	0	0	.000	0	0	.000	0	1	1	0.5	0	0	0	0	0	0	0.0
vs UConn	11/21/16	DNP																				
vs North Carolina	11/22/16	DNP																				
vs Georgetown	11/23/16	1	0	0	.000	0	0	.000	0	0	.000	0	0	0	0.3	0	0	0	0	0	0	0.0
ROGERS STATE	11/30/16	DNP																				
at Maryland	12/03/16	DNP																				
at Tulsa	12/10/16	DNP																				
ARKANSAS-PINE BLUFF	12/14/16	3	0	3	.000	0	2	.000	0	0	.000	0	0	0	0.3	0	0	0	0	0	0	0.0
at Wichita State	12/17/16	0	0	0	.000	0	0	.000	0	0	.000	0	0	0	0.2	0	0	0	0	0	0	0.0
A&M-CORPUS CHRISTI	12/22/16	1	0	1	.000	0	1	.000	0	0	.000	0	1	1	0.3	0	0	0	0	0	0	0.0
WEST VIRGINIA	12/30/16	DNP																				
at Texas	01/04/17	DNP																				
at Baylor	01/07/17	DNP																				
IOWA STATE	01/11/17	DNP																				
at Kansas	01/14/17	DNP																				
KANSAS STATE	01/18/17	DNP																				
at Texas Tech	01/21/17	DNP																				
TCU	01/23/17	DNP																				

CAREER GAME HIGHS / SUPERLATIVES

Points	-
Rebounds	1, 2x, last vs TAMU-CC, 2016-17
Field Goals	-
Field Goals Att.	3, vs Arkansas-Pine Bluff, 2016-17
Three-Point FG	-
Three-Point FG Att.	2, vs Arkansas-Pine Bluff, 2016-17
Free Throws Made	-
Free Throws Att.	-
Assists	-
Steals	-
Blocks	-
Minutes	3, 2x, last vs Arkansas-Pine Bluff, 2016-17

Miscellaneous	Career
Games with 10+ points	0
Games with 20+ points	0
Games with 5+ rebounds	0
Games with 10+ rebounds	0
Games with 3+ assists	0
Games with 2+ steals	0
Games with 2+ blocks	0
Double-Doubles	0
Games led team in points	0
Games led team in rebounds	0
Games led team in assists	0
Games led team in steals	0
Games led team in blocks	0

CAREER STATS

Year	GP	GS	Min	Avg	-----Total-----			-----3-PTS-----			FT	FTA	Pct	-----Rebounds-----			Avg	PF	FO	Ast	TO	Blk	Stl	Pts	Avg
					FG	FGA	Pct	FG	FGA	Pct				Off	Def	Tot									
2016-17	6	0	10	1.7	0	4	.000	0	3	.000	0	0	.000	0	2	2	0.3	1	0	0	0	0	0	0	0.0
TOTAL	6	0	10	1.7	0	4	.000	0	3	.000	0	0	.000	0	2	2	0.3	1	0	0	0	0	0	0	0.0




PLAYER SPOTLIGHT

34 WILL LIENHARD

Forward ▶ 6-7 ▶ 255 ▶ Sophomore ▶ Oklahoma City (Bishop McGuinness High School)

(Pronounced: Lynn-HARD)



- ▶ Hit his first career shot in the Maui Invite against No. 4 North Carolina.
- ▶ Blocked a shot against both Central Arkansas and New Orleans.
- ▶ Made his Cowboy debut in the conference opener at home against TCU.
- ▶ Joined the Cowboy basketball program as a walk-on in the fall.
- ▶ 2015 Mr. Basketball Oklahoma Finalist.
- ▶ 2015 Oklahoma Big 10 Conference Defensive Player of the Year.
- ▶ Named first-team All-Conference for Class 6A in 2015.
- ▶ Was an Oklahoman Big All-City and Class 6A All-State honorable mention selection.
- ▶ Averaged 10.1 points (42.1 FG percent), 9.9 rebounds, 5.1 assists and 1.0 steals per game his senior season.
- ▶ Selected to *The Oklahoman's* All-state Basketball team and Big All-City Second Team.
- ▶ Will's uncle, Steve Lienhard, was a pitcher at Oklahoma State and played in the minor leagues for six seasons. His great uncle, Bill Lienhard, played basketball at Kansas where he was a part of the 1952 national championship team, as well as the team that won the Olympic Gold medal at the 1952 Helsinki Games.

LIENHARD AGAINST TONIGHT'S OPPONENT

Opponent	Date	GS	Min	FG	FGA	3FG	FGA	FT	FTA	Off	Def	Tot	PF	A	TO	Blk	Stl	Pts
First career meeting																		

2016-17 GAME-BY-GAME STATS

Opponent	Date	TOTAL			3-PTS			REBOUNDS										Pts	Avg				
		GS	Min	FG FGA Pct	3FG FGA Pct	FT FTA Pct	Off Def Tot Avg	PF FO A TO Blk Stl															
CAMPBELL	11/11/16	2	0	0	.000	0	0	.000	0	0	.000	0	3	3	3.0	0	0	0	0	0	0	0	0.0
CENTRAL ARKANSAS	11/14/16	1	0	0	.000	0	0	.000	0	0	.000	0	0	0	1.5	0	0	0	0	1	0	0	0.0
NEW ORLEANS	11/16/16	4	0	0	.000	0	0	.000	0	0	.000	0	1	1	1.3	0	0	0	0	1	0	0	0.0
vs UConn	11/21/16	DNP																					
vs North Carolina	11/22/16	3	1	2	.500	0	0	.000	0	0	.000	0	1	1	1.3	1	0	0	0	0	0	2	0.5
vs Georgetown	11/23/16	5	0	0	.000	0	0	.000	0	0	.000	0	1	1	1.2	1	0	1	0	0	0	0	0.4
ROGERS STATE	11/30/16	1	0	0	.000	0	0	.000	0	0	.000	0	0	0	1.0	0	0	0	0	0	0	0	0.3
at Maryland	12/03/16	DNP																					
at Tulsa	12/10/16	DNP																					
ARKANSAS-PINE BLUFF	12/14/16	7	0	0	.000	0	0	.000	0	2	.000	2	1	3	1.3	0	0	0	1	0	0	0	0.3
at Wichita State	12/17/16	3	0	0	.000	0	0	.000	0	0	.000	0	0	0	1.1	0	0	0	0	0	0	0	0.3
A&M-CORPUS CHRISTI	12/22/16	1	0	0	.000	0	0	.000	0	0	.000	0	0	0	1.0	0	0	0	0	1	0	0	0.2
WEST VIRGINIA	12/30/16	DNP																					
at Texas	01/04/17	4	0	0	.000	0	0	.000	0	0	.000	0	1	1	1.0	1	0	0	0	0	0	0	0.2
at Baylor	01/07/17	DNP																					
IOWA STATE	01/11/17	DNP																					
at Kansas	01/14/17	DNP																					
KANSAS STATE	01/18/17	DNP																					
at Texas Tech	01/21/17	DNP																					
TCU	01/23/17	DNP																					

CAREER GAME HIGHS / SUPERLATIVES

Points	2, vs North Carolina, 2016-17
Rebounds	3, 2x, last vs Arkansas-Pine Bluff, 2016-17
Field Goals	1, vs North Carolina, 2016-17
Field Goals Att.	2, vs North Carolina, 2016-17
Three-Point FG	-
Three-Point FG Att.	-
Free Throws Made	-
Free Throws Att.	2, vs Arkansas-Pine Bluff, 2016-17
Assists	1, vs Georgetown, 2016-17
Steals	-
Blocks	1, 3x, vs TAMU-CC, 2016-17
Minutes	7, vs Arkansas-Pine Bluff, 2016-17

Miscellaneous

	Career
Games with 10+ points	0
Games with 20+ points	0
Games with 5+ rebounds	0
Games with 10+ rebounds	0
Games with 3+ assists	0
Games with 2+ steals	0
Games with 2+ blocks	0
Double-Doubles	0
Games led team in points	0
Games led team in rebounds	0
Games led team in assists	0
Games led team in steals	0
Games led team in blocks	1

CAREER STATS


Year	GP	GS	Min	Avg	-----Total-----			-----3-PTS-----			FT	FTA	Pct	-----Rebounds-----			PF	FO	Ast	TO	Blk	Stl	Pts	Avg	
					FG	FGA	Pct	FG	FGA	Pct				Off	Def	Tot									
2015-16	1	0	1	1.0	0	0	.000	0	0	.000	0	0	.000	0	0	0	0.0	0	0	0	0	0	0	0.0	
2016-17	10	0	31	3.1	1	2	.500	0	0	.000	0	2	.000	2	8	10	1.0	3	0	1	1	3	0	2	0.2
TOTAL	11	0	32	2.9	1	2	.500	0	0	.000	0	2	.000	2	8	10	0.9	3	0	1	1	3	0	2	0.2



PLAYER SPOTLIGHT

41 MITCHELL SOLOMON

Forward ▶ 6-9 ▶ 245 ▶ Junior ▶ Bixby, Okla. (Bixby High School)



- ▶ Career performance at No. 2 Kansas; 16 points on 6-of-6 shooting and added three steals.
- ▶ Grabbed a career-high 14 rebounds against TAMU-CC, including 9 on the offensive glass, which is just 1 off the OSU school record.
- ▶ Blocked a career-high four shots against Iowa State.
- ▶ His versatility helped him earn 26 starts at either the power forward or center spots as a sophomore.
- ▶ Mitchell is majoring in mechanical engineering at Oklahoma State.
- ▶ Upped his averages from his freshman campaign from 1.2 to 3.7 points per game, and his rebounding from 3.3 to 3.9 boards per game.
- ▶ Was 40-of-85 (47.1 percent) from the floor overall, but was 37-of-66 (56.1 percent) inside the 3-point arch.
- ▶ Reached double-digit scoring for the first time in his career against Arkansas Pine Bluff (10 points).
- ▶ Key dunk with 1:32 remaining helped the Cowboys take down Minnesota in Sioux Falls, S.D.
- ▶ Just missed his first career double-double with nine points and nine boards against Tulsa.
- ▶ Hit a trio of 3-pointers on the year, including at Kansas and at home against West Virginia.
- ▶ Had at least five points in 11 games, and 18 games with at least four rebounds.
- ▶ Blocked 17 shots on the year, which ranked third at OSU.
- ▶ Shot six-of-six from the free throw line and grabbed four rebounds in an upset win against No. 3 Kansas.

SOLOMON AGAINST TONIGHT'S OPPONENT

Opponent	Date	GS	Min	FG	FGA	3FG	FGA	FT	FTA	Off	Def	Tot	PF	A	TO	Blk	Stl	Pts
First career meeting																		

2016-17 GAME-BY-GAME STATS

Opponent	Date	GS	TOTAL			3-PTS			REBOUNDS															
			Min	FG	Pct	3FG	Pct	FT	Off	Def	Tot	Avg	PF	FO	A	TO	Blk	Stl	Pts	Avg				
CAMPBELL	11/11/16	*	16	0	1	.000	0	1	.000	1	2	.500	0	0	0	0.0	5	1	0	0	0	1	1.0	
CENTRAL ARKANSAS	11/14/16	*	6	0	1	.000	0	1	.000	0	0	.000	0	1	1	0.5	5	1	0	1	1	0	0.5	
NEW ORLEANS	11/16/16	*	16	3	4	.750	0	0	.000	1	4	.250	4	2	6	2.3	2	0	2	0	1	0	7	2.7
vs UConn	11/21/16	*	14	0	0	.000	0	0	.000	1	2	.500	2	4	6	3.3	4	0	1	2	1	0	1	2.3
vs North Carolina	11/22/16	*	13	1	4	.250	0	0	.000	2	2	1.000	3	0	3	3.2	3	0	0	2	2	0	4	2.6
vs Georgetown	11/23/16		11	0	0	.000	0	0	.000	0	0	.000	0	0	0	2.7	2	0	0	0	0	0	0	2.2
ROGERS STATE	11/30/16		15	1	2	.500	0	0	.000	8	10	.800	2	3	5	3.0	1	0	2	0	1	0	10	3.3
at Maryland	12/03/16		17	2	3	.667	0	1	.000	0	0	.000	2	2	4	3.1	5	1	0	1	2	0	4	3.4
at Tulsa	12/10/16		17	2	4	.500	0	1	.000	3	4	.750	5	2	7	3.6	5	1	1	1	1	0	7	3.8
ARKANSAS-PINE BLUFF	12/14/16		15	2	2	1.000	0	0	.000	2	2	1.000	5	1	6	3.8	4	0	0	3	0	0	6	4.0
at Wichita State	12/17/16		27	1	3	.333	0	0	.000	1	2	.500	3	0	3	3.7	5	1	4	1	0	0	3	3.9
A&M-CORPUS CHRISTI	12/22/16		22	4	5	.800	0	0	.000	0	0	.000	9	5	14	4.6	4	0	1	3	1	0	8	4.3
WEST VIRGINIA	12/30/16		21	2	4	.500	0	0	.000	3	4	.750	1	2	3	4.5	4	0	0	0	2	0	7	4.5
at Texas	01/04/17		15	0	0	.000	0	0	.000	0	0	.000	0	4	4	4.4	4	0	0	0	2	0	0	4.1
at Baylor	01/07/17		20	1	2	.500	0	0	.000	1	2	.500	4	0	4	4.4	5	1	0	3	0	0	3	4.1
IOWA STATE	01/11/17		20	2	6	.333	0	0	.000	2	2	1.000	3	3	6	4.5	5	1	0	1	4	0	6	4.2
at Kansas	01/14/17	*	21	6	6	1.000	0	0	.000	4	6	.667	3	1	4	4.5	5	1	1	0	1	3	16	4.9
KANSAS STATE	01/18/17	*	27	3	6	.500	0	0	.000	4	4	1.000	3	4	7	4.6	2	0	1	5	1	1	10	5.2
at Texas Tech	01/21/17	*	22	2	4	.500	0	0	.000	5	5	1.000	4	0	4	4.6	5	1	1	1	1	0	9	5.4
TCU	01/23/17	*	17	3	4	.750	0	0	.000	2	2	1.000	0	4	4	4.6	4	0	0	0	1	0	8	5.5

CAREER GAME HIGHS / SUPERLATIVES

Points	16, at Kansas, 2016-17
Rebounds	14, vs TAMU-CC, 2016-17
Field Goals	6, at Kansas, 2016-17
Field Goals Att.	8, at Kansas, 2016
Three-Point FG	1, 4x, last vs West Virginia, 2016
Three-Point FG Att.	3, 2x, last at Kansas, 2016
Free Throws Made	8, vs Rogers State, 2016
Free Throws Att.	10, vs Rogers State, 2016
Assists	4, at Wichita State, 2016-17
Steals	3, 2x, last at Kansas, 2016-17
Blocks	4, vs Iowa State, 2016-17
Minutes	30, 2x, last vs Kansas State, 2016

Miscellaneous

	Career
Games with 10+ points	4
Games with 20+ points	0
Games with 5+ rebounds	19
Games with 10+ rebounds	2
Games with 3+ assists	1
Games with 2+ steals	2
Games with 2+ blocks	14
Double-Doubles	0
Games led team in points	0
Games led team in rebounds	6
Games led team in assists	2
Games led team in steals	3
Games led team in blocks	24

CAREER STATS

Year	GP	GS	Min	Avg	-----Total-----			-----3-PTS-----			-----Rebounds-----														
					FG	FGA	Pct	FG	FGA	Pct	FT	FTA	Pct	Off	Def	Tot	Avg	PF	FO	Ast	TO	Blk	Stl	Pts	Avg
2014-15	32	2	348	10.9	14	30	.467	1	2	.500	9	17	.529	42	44	86	2.7	71	1	11	16	19	11	38	1.2
2015-16	31	26	570	18.4	40	85	.471	3	19	.158	32	46	.696	53	68	121	3.9	106	8	14	43	17	11	115	3.7
2016-17	20	9	352	17.6	35	61	.574	0	4	.000	40	53	.755	53	38	91	4.6	79	9	14	24	22	5	110	5.5
TOTAL	83	37	1270	15.3	89	176	.506	4	25	.160	81	116	.698	148	150	298	3.6	256	18	39	83	58	27	263	3.2



2016-17 STATISTICS

RECORD:	OVERALL	HOME	AWAY	NEUTRAL
ALL GAMES	12-8	7-3	3-4	2-1
CONFERENCE	2-6	1-3	1-3	0-0
NON-CONFERENCE	10-2	6-0	2-1	2-1

#	Player	gp-gs	min	avg	Total		3-Point		F-Throw		Rebounds				pf	dq	a	to	blk	stl	pts	avg
					fg-fga	fg%	3fg-fga	3fg%	ft-fa	ft%	off	def	tot	avg								
01	Evans, Jawun	19-19	508	26.7	118-270	.437	20-47	.426	89-111	.802	14	34	48	2.5	51	1	102	53	4	39	345	18.2
30	Carroll, Jeffrey	20-8	549	27.5	122-208	.587	33-66	.500	76-101	.752	47	99	146	7.3	32	0	26	37	3	17	353	17.7
13	Forte, Phil	20-19	600	30.0	82-200	.410	52-129	.403	61-65	.938	14	36	50	2.5	36	0	28	17	2	25	277	13.9
23	Hammonds, Leyton	20-20	422	21.1	51-129	.395	17-59	.288	28-33	.848	30	72	102	5.1	76	6	16	27	10	11	147	7.4
21	Waters, Lindy	17-12	316	18.6	38-81	.469	13-36	.361	17-25	.680	16	20	36	2.1	30	0	18	24	1	14	106	6.2
00	Averette, Brandon	20-1	308	15.4	40-97	.412	7-13	.538	27-38	.711	3	31	34	1.7	35	0	38	36	0	22	114	5.7
41	Solomon, Mitchell	20-9	352	17.6	35-61	.574	0-4	.000	40-53	.755	53	38	91	4.6	79	9	14	24	22	5	110	5.5
04	Dziagwa, Thomas	18-0	163	9.1	27-64	.422	23-52	.442	10-10	1.000	6	7	13	0.7	18	0	12	7	0	9	87	4.8
05	Shine, Tavarious	6-1	104	17.3	9-22	.409	4-15	.267	5-10	.500	6	4	10	1.7	11	0	6	2	3	7	27	4.5
12	McGriff, Cameron	19-1	313	16.5	20-50	.400	6-16	.375	38-54	.704	21	42	63	3.3	50	1	12	25	7	12	84	4.4
24	Dillard, Davon	12-0	103	8.6	17-36	.472	1-5	.200	9-15	.600	13	20	33	2.8	10	0	7	11	1	6	44	3.7
14	N'Guessan, Lucas	19-10	194	10.2	23-33	.697	0-0	.000	8-18	.444	19	24	43	2.3	53	2	6	14	13	6	54	2.8
32	Underwood, Tyler	8-0	27	3.4	2-4	.500	2-4	.500	1-2	.500	0	1	1	0.1	2	0	1	4	1	1	7	0.9
34	Lienhard, Will	10-0	31	3.1	1-2	.500	0-0	.000	0-2	.000	2	8	10	1.0	3	0	1	1	3	0	2	0.2
33	Reeves, Trey	6-0	10	1.7	0-4	.000	0-3	.000	0-0	.000	0	2	2	0.3	1	0	0	0	0	0	0	0.0
Team											44	22	66					6				
Total.....		20	4000		585-1261	.464	178-449	.396	409-537	.762	288	460	748	37.4	487	19	287	288	70	174	1757	87.8
Opponents.....		20	4000		528-1131	.467	120-340	.353	407-570	.714	234	453	687	34.3	454	-	258	343	91	137	1583	79.2

TEAM STATISTICS	OSU	OPP	Date	Opponent	Score	Att.
SCORING	1757	1583	11/11/16	CAMPBELL	w 102-65	6126
Points per game	87.8	79.2	11/14/16	CENTRAL ARKANSAS	w 102-90	4911
Scoring margin	+8.7	-	11/16/16	NEW ORLEANS	w 117-72	4992
FIELD GOALS-ATT	585-1261	528-1131	11/21/16	vs UConn	w 98-90	2400
Field goal pct	.464	.467	11/22/16	vs North Carolina	L 75-107	2400
3 POINT FG-ATT	178-449	120-340	11/23/16	vs Georgetown	w 97-70	2400
3-point FG pct	.396	.353	11/30/16	ROGERS STATE	w 101-85	5185
3-pt FG made per game	8.9	6.0	12/03/16	at Maryland	L 70-71	17391
FREE THROWS-ATT	409-537	407-570	12/10/16	at Tulsa	w 71-67	7333
Free throw pct	.762	.714	12/14/16	ARKANSAS-PINE BLUFF	w 102-66	5287
F-Throws made per game	20.5	20.4	12/17/16	at Wichita State	w 93-76	15004
REBOUNDS	748	687	12/22/16	A&M-CORPUS CHRISTI	w 92-70	8342
Rebounds per game	37.4	34.3	* 12/30/16	WEST VIRGINIA	L 75-92	13611
Rebounding margin	+3.1	-	* 01/04/17	at Texas	L 79-82	9753
ASSISTS	287	258	* 01/07/17	at Baylor	L 57-61	10627
Assists per game	14.4	12.9	* 01/11/17	IOWA STATE	L 86-96	6066
TURNOVERS	288	343	* 01/14/17	at Kansas	L 80-87	16300
Turnovers per game	14.4	17.2	* 01/18/17	KANSAS STATE	L 88-96	8948
Turnover margin	+2.8	-	* 01/21/17	at Texas Tech	w 83-64	11360
Assist/turnover ratio	1.0	0.8	* 01/23/17	TCU	w 89-76	6090
STEALS	174	137	* = Conference game			
Steals per game	8.7	6.9				
BLOCKS	70	91				
Blocks per game	3.5	4.6				
ATTENDANCE	69558	94968				
Home games-Avg/Game	10-6956	7-12538				
Neutral site-Avg/Game	-	3-2400				

Score by Periods	1st	2nd	Totals
Oklahoma State	900	857	1757
Opponents	726	857	1583



2016-17 BIG 12 STATISTICS

RECORD:	OVERALL	HOME	AWAY	NEUTRAL
ALL GAMES	2-6	1-3	1-3	0-0
CONFERENCE	2-6	1-3	1-3	0-0
NON-CONFERENCE	0-0	0-0	0-0	0-0

#	Player	gp-gs	min	avg	Total		3-Point		F-Throw		Rebounds				pf	dq	a	to	blk	stl	pts	avg
					fg-fga	fg%	3fg-fga	3fg%	ft-fa	ft%	off	def	tot	avg								
30	Carroll, Jeffrey	8-7	283	35.4	55-90	.611	16-25	.640	33-43	.767	19	40	59	7.4	15	0	12	17	2	4	159	19.9
01	Evans, Jawun	8-8	223	27.9	40-106	.377	6-22	.273	37-45	.822	3	11	14	1.8	28	1	51	26	1	11	123	15.4
13	Forte, Phil	8-8	273	34.1	39-80	.488	25-50	.500	17-20	.850	6	19	25	3.1	17	0	11	9	0	9	120	15.0
41	Solomon, Mitchell	8-4	163	20.4	19-32	.594	0-0	.000	21-25	.840	18	18	36	4.5	34	4	3	10	12	4	59	7.4
23	Hammonds, Leyton	8-8	215	26.9	21-52	.404	7-27	.259	9-10	.900	12	26	38	4.8	28	3	4	11	4	3	58	7.3
12	McGriff, Cameron	8-1	109	13.6	8-21	.381	3-8	.375	12-20	.600	7	13	20	2.5	16	0	2	6	0	2	31	3.9
24	Dillard, Davon	7-0	64	9.1	10-22	.455	1-5	.200	5-9	.556	8	12	20	2.9	8	0	5	8	1	3	26	3.7
21	Waters, Lindy	5-1	59	11.8	5-12	.417	2-4	.500	3-5	.600	1	3	4	0.8	7	0	5	7	0	2	15	3.0
00	Averette, Brandon	8-0	119	14.9	7-20	.350	2-3	.667	3-6	.500	2	15	17	2.1	14	0	16	10	0	4	19	2.4
04	Dziagwa, Thomas	7-0	43	6.1	6-19	.316	3-14	.214	0-0	.000	2	0	2	0.3	5	0	4	4	0	0	15	2.1
14	N'Guessan, Lucas	7-3	45	6.4	6-8	.750	0-0	.000	0-0	.000	1	3	4	0.6	15	0	1	3	0	0	12	1.7
34	Lienhard, Will	1-0	4	4.0	0-0	.000	0-0	.000	0-0	.000	0	1	1	1.0	1	0	0	0	0	0	0	0.0
Team											16	10	26					4				
Total.....		8	1600		216-462	.468	65-158	.411	140-183	.765	95	171	266	33.2	188	8	114	115	20	42	637	79.6
Opponents.....		8	1600		218-454	.480	51-150	.340	167-222	.752	90	173	263	32.9	166	-	117	95	35	56	654	81.8

TEAM STATISTICS	OSU	OPP	Date	Opponent	Score	Att.
SCORING	637	654	* 12/30/16	WEST VIRGINIA	L 75-92	13611
Points per game	79.6	81.8	* 01/04/17	at Texas	L 79-82	9753
Scoring margin	-2.1	-	* 01/07/17	at Baylor	L 57-61	10627
FIELD GOALS-ATT	216-462	218-454	* 01/11/17	IOWA STATE	L 86-96	6066
Field goal pct	.468	.480	* 01/14/17	at Kansas	L 80-87	16300
3 POINT FG-ATT	65-158	51-150	* 01/18/17	KANSAS STATE	L 88-96	8948
3-point FG pct	.411	.340	* 01/21/17	at Texas Tech	w 83-64	11360
3-pt FG made per game	8.1	6.4	* 01/23/17	TCU	w 89-76	6090
FREE THROWS-ATT	140-183	167-222	* = Conference game			
Free throw pct	.765	.752				
F-Throws made per game	17.5	20.9				
REBOUNDS	266	263				
Rebounds per game	33.2	32.9				
Rebounding margin	+0.4	-				
ASSISTS	114	117				
Assists per game	14.3	14.6				
TURNOVERS	115	95				
Turnovers per game	14.4	11.9				
Turnover margin	-2.5	-				
Assist/turnover ratio	1.0	1.2				
STEALS	42	56				
Steals per game	5.3	7.0				
BLOCKS	20	35				
Blocks per game	2.5	4.4				
ATTENDANCE	34715	48040				
Home games-Avg/Game	4-8679	4-12010				
Neutral site-Avg/Game	-	0-0				

Score by Periods	1st	2nd	Totals
Oklahoma State	315	322	637



2016-17 STATISTICS

COMPARISON GAME-BY-GAME

Opponent	1st	2nd	Score	Mar	Total FG	FG Pct	3-Pointers	3FG Pct	Free Throws	FT Pct	Rebounds	Assist	T/Over	Block	Steal	Fouls	
CAMPBELL	52/37	50/28	102-65	+37	34-71/18-56	.479/.321	8-26/10-26	.308/.385	26-38/19-30	.684/.633	52/35	+17	10/8	15/23	5/5	13/9	23/29
CENTRAL ARKANSAS	50/42	52/48	102-90	+12	34-61/28-60	.557/.467	10-29/6-10	.345/.600	24-32/28-39	.750/.718	37/32	+5	20/12	17/15	5/2	7/7	30/27
NEW ORLEANS	68/36	49/36	117-72	+45	38-71/26-60	.535/.433	11-25/5-14	.440/.357	30-38/15-23	.789/.652	47/29	+18	22/14	10/23	6/7	12/5	24/26
UConn	40/26	58/64	98-90	+8	28-61/25-53	.459/.472	12-20/11-22	.600/.500	30-42/29-42	.714/.690	40/39	+1	13/12	12/18	3/8	18/1	30/28
North Carolina	38/51	37/56	75-107	(32)	26-72/37-64	.361/.578	6-22/8-17	.273/.471	17-23/25-29	.739/.862	32/44	(12)	5/16	14/16	4/3	9/8	26/22
Georgetown	50/35	47/35	97-70	+27	36-71/24-47	.507/.511	7-19/3-9	.368/.333	18-19/19-27	.947/.704	29/34	(5)	18/11	11/28	2/1	19/5	23/18
ROGERS STATE	52/44	49/41	101-85	+16	29-66/33-58	.439/.569	8-23/7-14	.348/.500	35-44/12-18	.795/.667	36/32	+4	14/16	10/22	3/4	9/6	19/32
Maryland	43/35	27/36	70-71	(1)	27-66/24-59	.409/.407	8-24/4-22	.333/.182	8-11/19-29	.727/.655	44/39	+5	13/11	15/18	5/5	7/4	25/18
Tulsa	38/30	33/37	71-67	+4	25-63/23-48	.397/.479	7-19/6-15	.368/.400	14-20/15-22	.700/.682	41/30	+11	8/13	16/18	3/5	8/5	23/19
ARKANSAS-PINE BLUFF	53/28	49/38	102-66	+36	29-62/22-51	.468/.431	12-28/3-11	.429/.273	32-40/19-28	.800/.679	39/33	+6	16/11	21/31	5/5	11/12	26/28
Wichita State	49/33	44/43	93-76	+17	31-59/19-52	.525/.365	14-28/3-17	.500/.176	17-26/35-47	.654/.745	36/34	+2	16/8	17/15	3/8	7/9	32/21
A&M-CORPUS CHRISTI	52/33	40/37	92-70	+22	32-76/31-69	.421/.449	10-28/3-13	.357/.231	18-21/5-14	.857/.357	49/43	+6	18/9	15/21	6/3	12/10	18/20
WEST VIRGINIA	28/41	47/51	75-92	(17)	24-53/33-60	.453/.550	7-19/6-16	.368/.375	20-33/20-26	.606/.769	32/33	(1)	15/24	19/12	3/6	3/8	20/29
Texas	39/37	40/45	79-82	(3)	26-61/25-57	.426/.439	8-25/7-19	.320/.368	19-23/25-33	.826/.758	32/37	(5)	12/11	11/11	2/6	4/4	28/21
Baylor	30/25	27/36	57-61	(4)	19-55/18-39	.345/.462	8-22/3-7	.364/.429	11-20/22-30	.550/.733	35/30	+5	12/13	14/13	0/6	3/5	25/17
IOWA STATE	46/47	40/49	86-96	(10)	34-64/36-69	.531/.522	7-20/10-26	.350/.385	11-13/14-18	.846/.778	36/33	+3	17/18	16/10	5/5	3/13	19/17
Kansas	40/36	40/51	80-87	(7)	31-68/26-59	.456/.441	7-19/5-20	.368/.250	11-14/30-45	.786/.667	36/45	(9)	16/11	11/10	3/5	8/8	30/14
KANSAS STATE	54/51	34/45	88-96	(8)	28-62/36-64	.452/.563	12-22/7-15	.545/.467	20-22/17-21	.909/.810	34/32	+2	17/21	19/12	1/3	8/11	20/20
Texas Tech	46/30	37/34	83-64	+19	22-40/20-45	.550/.444	11-16/7-21	.688/.333	28-37/17-25	.757/.680	31/18	+13	12/9	18/15	2/2	7/5	28/28
TCU	32/29	57/47	89-76	+13	32-59/24-61	.542/.393	5-15/6-26	.333/.231	20-21/22-24	.952/.917	30/35	(5)	13/10	7/12	4/2	6/2	18/20

Note: Game totals are displayed in the format TEAM/OPPONENT for each category

STARTING LINEUPS

Opponent	Starter	Starter	Starter	Starter	Starter
Campbell	Evans	Forte	Shine	Hammonds	Solomon
Central Arkansas	Evans	Forte	Waters	Hammonds	Solomon
New Orleans	Evans	Forte	Waters	Hammonds	Solomon
vs. UConn	Evans	Forte	Waters	Hammonds	Solomon
vs. North Carolina	Evans	Forte	Waters	Hammonds	Solomon
vs. Georgetown	Evans	Forte	Waters	Hammonds	N'Guessan
Rogers State	Evans	Forte	Waters	Hammonds	N'Guessan
Maryland	Evans	Forte	Waters	Hammonds	N'Guessan
Tulsa	Averette	Waters	Carroll	Hammonds	N'Guessan
Arkansas-Pine Bluff	Evans	Forte	Waters	Hammonds	N'Guessan
Wichita State	Evans	Forte	Waters	Hammonds	N'Guessan
TAMU-CC	Evans	Forte	Waters	Hammonds	N'Guessan
West Virginia	Evans	Forte	Waters	Hammonds	N'Guessan
Texas	Evans	Forte	Carroll	Hammonds	N'Guessan
Baylor	Evans	Forte	Carroll	Hammonds	N'Guessan
Iowa State	Evans	Forte	Carroll	McGriff	Hammonds
Kansas	Evans	Forte	Carroll	Hammonds	Solomon
Kansas State	Evans	Forte	Carroll	Hammonds	Solomon
Texas Tech	Evans	Forte	Carroll	Hammonds	Solomon
TCU	Evans	Forte	Carroll	Hammonds	Solomon

SPECIALTY STATS

Opponent	OKLAHOMA STATE					OPPONENTS				
	Paint	Off/TO	2nd	Brk	Bench	Paint	Off/TO	2nd	Brk	Bench
Campbell	48	28	13	23	45	16	19	7	6	29
Central Arkansas	38	13	12	19	36	26	26	12	11	26
New Orleans	36	31	20	14	58	34	9	11	17	46
Uconn	30	23	18	8	36	24	11	5	6	26
North Carolina	30	11	18	10	23	48	21	21	7	29
Georgetown	46	41	21	21	59	40	11	9	15	16
Rogers State	38	32	19	22	40	26	13	2	15	22
Maryland	26	6	17	6	24	38	20	13	4	22
Tulsa	26	16	14	0	26	32	20	8	2	14
UAPB	30	41	25	11	60	28	25	14	8	38
Wichita State	28	17	6	8	42	26	20	18	6	22
TAMU-CC	40	13	26	13	51	42	17	16	8	21
West Virginia	30	13	10	17	20	50	26	11	14	28
Texas	28	19	8	9	16	36	19	13	16	18
Baylor	14	13	15	2	12	26	18	10	2	16
Iowa State	50	15	12	5	11	44	15	10	19	5
Kansas	44	7	10	13	16	38	7	10	13	16
K-STATE	35	11	19	9	11	48	21	18	10	22
TEXAS TECH	18	20	20	3	18	20	19	7	2	11
TCU	50	16	6	18	20	26	9	23	8	15
TOTALS	685	386	309	231	624	668	346	238	189	442
AVERAGES	34.3	19.3	15.5	11.6	31.2	33.4	17.3	11.9	9.5	22.1



2016-17 TEAM SUPERLATIVES

Oklahoma State - TEAM GAME HIGHS

POINTS	117	NEW ORLEANS (11/16/16)
	102	ARKANSAS-PINE BLUFF (12/14/16)
	102	CENTRAL ARKANSAS (11/14/16)
	102	CAMPBELL (11/11/16)
	101	ROGERS STATE (11/30/16)
FIELD GOALS MADE	38	NEW ORLEANS (11/16/16)
	36	vs Georgetown (11/23/16)
FIELD GOAL ATTEMPTS	76	A&M-CORPUS CHRISTI (12/22/16)
	72	vs North Carolina (11/22/16)
FIELD GOAL PERCENTAGE	.557 (34-61)	CENTRAL ARKANSAS (11/14/16)
	.550 (22-40)	at Texas Tech (01/21/17)
3 PT FIELD GOALS MADE	14	at Wichita State (12/17/16)
	12	KANSAS STATE (01/18/17)
	12	ARKANSAS-PINE BLUFF (12/14/16)
	12	vs UConn (11/21/16)
3 PT FG ATTEMPTS	29	CENTRAL ARKANSAS (11/14/16)
	28	A&M-CORPUS CHRISTI (12/22/16)
	28	at Wichita State (12/17/16)
	28	ARKANSAS-PINE BLUFF (12/14/16)
3 PT FG PERCENTAGE	.688 (11-16)	at Texas Tech (01/21/17)
	.600 (12-20)	vs UConn (11/21/16)
FREE THROWS MADE	35	ROGERS STATE (11/30/16)
	32	ARKANSAS-PINE BLUFF (12/14/16)
FREE THROW ATTEMPTS	44	ROGERS STATE (11/30/16)
	42	vs UConn (11/21/16)
FREE THROW PERCENTAGE	.952 (20-21)	TCU (01/23/17)
	.947 (18-19)	vs Georgetown (11/23/16)
REBOUNDS	52	CAMPBELL (11/11/16)
	49	A&M-CORPUS CHRISTI (12/22/16)
ASSISTS	22	NEW ORLEANS (11/16/16)
	20	CENTRAL ARKANSAS (11/14/16)
STEALS	19	vs Georgetown (11/23/16)
	18	vs UConn (11/21/16)
BLOCKED SHOTS	6	A&M-CORPUS CHRISTI (12/22/16)
	6	NEW ORLEANS (11/16/16)
TURNOVERS	21	ARKANSAS-PINE BLUFF (12/14/16)
	19	KANSAS STATE (01/18/17)
	19	WEST VIRGINIA (12/30/16)
FOULS	32	at Wichita State (12/17/16)
	30	at Kansas (01/14/17)
	30	vs UConn (11/21/16)
	30	CENTRAL ARKANSAS (11/14/16)



2016-17 TEAM SUPERLATIVES

Oklahoma State - GAME LOWS

POINTS	57	at Baylor (01/07/17)
	70	at Maryland (12/03/16)
	71	at Tulsa (12/10/16)
	75	vs North Carolina (11/22/16)
	75	WEST VIRGINIA (12/30/16)
FIELD GOALS MADE	19	at Baylor (01/07/17)
	22	at Texas Tech (01/21/17)
FIELD GOAL ATTEMPTS	40	at Texas Tech (01/21/17)
	53	WEST VIRGINIA (12/30/16)
FIELD GOAL PERCENTAGE	.345 (19-55)	at Baylor (01/07/17)
	.361 (26-72)	vs North Carolina (11/22/16)
3 PT FIELD GOALS MADE	5	TCU (01/23/17)
	6	vs North Carolina (11/22/16)
3 PT FG ATTEMPTS	15	TCU (01/23/17)
	16	at Texas Tech (01/21/17)
3 PT FG PERCENTAGE	.273 (6-22)	vs North Carolina (11/22/16)
	.308 (8-26)	CAMPBELL (11/11/16)
FREE THROWS MADE	8	at Maryland (12/03/16)
	11	at Baylor (01/07/17)
	11	IOWA STATE (01/11/17)
	11	at Kansas (01/14/17)
FREE THROW ATTEMPTS	11	at Maryland (12/03/16)
	13	IOWA STATE (01/11/17)
FREE THROW PERCENTAGE	.550 (11-20)	at Baylor (01/07/17)
	.606 (20-33)	WEST VIRGINIA (12/30/16)
REBOUNDS	29	vs Georgetown (11/23/16)
	30	TCU (01/23/17)
ASSISTS	5	vs North Carolina (11/22/16)
	8	at Tulsa (12/10/16)
STEALS	3	WEST VIRGINIA (12/30/16)
	3	at Baylor (01/07/17)
	3	IOWA STATE (01/11/17)
BLOCKED SHOTS	0	at Baylor (01/07/17)
	1	KANSAS STATE (01/18/17)
TURNOVERS	7	TCU (01/23/17)
	10	NEW ORLEANS (11/16/16)
	10	ROGERS STATE (11/30/16)
FOULS	18	A&M-CORPUS CHRISTI (12/22/16)
	18	TCU (01/23/17)



2016-17 TEAM SUPERLATIVES

Opponent - GAME HIGHS

POINTS	107	vs North Carolina (11/22/16)
	96	KANSAS STATE (01/18/17)
	96	IOWA STATE (01/11/17)
	92	WEST VIRGINIA (12/30/16)
	90	vs UConn (11/21/16)
	90	CENTRAL ARKANSAS (11/14/16)
FIELD GOALS MADE	37	vs North Carolina (11/22/16)
	36	KANSAS STATE (01/18/17)
	36	IOWA STATE (01/11/17)
FIELD GOAL ATTEMPTS	69	IOWA STATE (01/11/17)
	69	A&M-CORPUS CHRISTI (12/22/16)
FIELD GOAL PERCENTAGE	.578 (37-64)	vs North Carolina (11/22/16)
	.569 (33-58)	ROGERS STATE (11/30/16)
3 PT FIELD GOALS MADE	11	vs UConn (11/21/16)
	10	IOWA STATE (01/11/17)
	10	CAMPBELL (11/11/16)
3 PT FG ATTEMPTS	26	TCU (01/23/17)
	26	IOWA STATE (01/11/17)
	26	CAMPBELL (11/11/16)
3 PT FG PERCENTAGE	.600 (6-10)	CENTRAL ARKANSAS (11/14/16)
	.500 (11-22)	vs UConn (11/21/16)
	.500 (7-14)	ROGERS STATE (11/30/16)
FREE THROWS MADE	35	at Wichita State (12/17/16)
	30	at Kansas (01/14/17)
FREE THROW ATTEMPTS	47	at Wichita State (12/17/16)
	45	at Kansas (01/14/17)
FREE THROW PERCENTAGE	.917 (22-24)	TCU (01/23/17)
	.862 (25-29)	vs North Carolina (11/22/16)
REBOUNDS	45	at Kansas (01/14/17)
	44	vs North Carolina (11/22/16)
ASSISTS	24	WEST VIRGINIA (12/30/16)
	21	KANSAS STATE (01/18/17)
STEALS	13	IOWA STATE (01/11/17)
	12	ARKANSAS-PINE BLUFF (12/14/16)
BLOCKED SHOTS	8	at Wichita State (12/17/16)
	8	vs UConn (11/21/16)
TURNOVERS	31	ARKANSAS-PINE BLUFF (12/14/16)
	28	vs Georgetown (11/23/16)
FOULS	32	ROGERS STATE (11/30/16)
	29	WEST VIRGINIA (12/30/16)
	29	CAMPBELL (11/11/16)



2016-17 TEAM SUPERLATIVES

Opponent - GAME LOWS

POINTS	61	at Baylor (01/07/17)
	64	at Texas Tech (01/21/17)
	65	CAMPBELL (11/11/16)
	66	ARKANSAS-PINE BLUFF (12/14/16)
	67	at Tulsa (12/10/16)
FIELD GOALS MADE	18	CAMPBELL (11/11/16)
	18	at Baylor (01/07/17)
FIELD GOAL ATTEMPTS	39	at Baylor (01/07/17)
	45	at Texas Tech (01/21/17)
FIELD GOAL PERCENTAGE	.321 (18-56)	CAMPBELL (11/11/16)
	.365 (19-52)	at Wichita State (12/17/16)
3 PT FIELD GOALS MADE	3	vs Georgetown (11/23/16)
	3	ARKANSAS-PINE BLUFF (12/14/16)
	3	at Wichita State (12/17/16)
	3	A&M-CORPUS CHRISTI (12/22/16)
	3	at Baylor (01/07/17)
3 PT FG ATTEMPTS	7	at Baylor (01/07/17)
	9	vs Georgetown (11/23/16)
3 PT FG PERCENTAGE	.176 (3-17)	at Wichita State (12/17/16)
	.182 (4-22)	at Maryland (12/03/16)
FREE THROWS MADE	5	A&M-CORPUS CHRISTI (12/22/16)
	12	ROGERS STATE (11/30/16)
FREE THROW ATTEMPTS	14	A&M-CORPUS CHRISTI (12/22/16)
	18	ROGERS STATE (11/30/16)
	18	IOWA STATE (01/11/17)
FREE THROW PERCENTAGE	.357 (5-14)	A&M-CORPUS CHRISTI (12/22/16)
	.633 (19-30)	CAMPBELL (11/11/16)
REBOUNDS	18	at Texas Tech (01/21/17)
	29	NEW ORLEANS (11/16/16)
ASSISTS	8	CAMPBELL (11/11/16)
	8	at Wichita State (12/17/16)
STEALS	1	vs UConn (11/21/16)
	2	TCU (01/23/17)
BLOCKED SHOTS	1	vs Georgetown (11/23/16)
	2	CENTRAL ARKANSAS (11/14/16)
	2	at Texas Tech (01/21/17)
	2	TCU (01/23/17)
TURNOVERS	10	IOWA STATE (01/11/17)
	10	at Kansas (01/14/17)
FOULS	14	at Kansas (01/14/17)
	17	at Baylor (01/07/17)
	17	IOWA STATE (01/11/17)



2016-17 INDIVIDUAL SUPERLATIVES

Oklahoma State - INDIVIDUAL GAME HIGHS

Points	35	Evans, Jawun vs UConn (11/21/16)
	34	Evans, Jawun vs Campbell (11/11/16)
	31	Forte, Phil vs Central Arkansas (11/14/16)
	30	Evans, Jawun vs North Carolina (11/22/16)
	27	Evans, Jawun vs TCU (01/23/17)
Field Goals Made	13	Evans, Jawun vs North Carolina (11/22/16)
	11	Evans, Jawun vs TCU (01/23/17)
	11	Carroll, Jeffrey at Texas (01/04/17)
	11	Evans, Jawun vs Campbell (11/11/16)
Field Goal Att.	26	Evans, Jawun vs UConn (11/21/16)
	25	Evans, Jawun vs North Carolina (11/22/16)
FG Pct (min 5 made)	1.000 (6-6)	Solomon, Mitchell at Kansas (01/14/17)
	.833 (5-6)	Carroll, Jeffrey vs TCU (01/23/17)
	.833 (5-6)	Forte, Phil at Texas Tech (01/21/17)
3-Point FG Made	5	Forte, Phil at Baylor (01/07/17)
	5	Forte, Phil vs A&M-Corpus Christi (12/22/16)
3-Point FG Att.	10	Forte, Phil vs A&M-Corpus Christi (12/22/16)
	10	Forte, Phil at Maryland (12/03/16)
	10	Forte, Phil vs Central Arkansas (11/14/16)
3-Pt FG Pct (min 2 made)	1.000 (4-4)	Forte, Phil at Texas Tech (01/21/17)
	1.000 (4-4)	Carroll, Jeffrey vs Kansas State (01/18/17)
	1.000 (3-3)	Carroll, Jeffrey at Kansas (01/14/17)
	1.000 (3-3)	Carroll, Jeffrey vs UConn (11/21/16)
	1.000 (2-2)	Averette, Brandon vs Rogers State (11/30/16)
	1.000 (2-2)	Dziagwa, Thomas vs Georgetown (11/23/16)
	1.000 (2-2)	Evans, Jawun vs Campbell (11/11/16)
Free Throws Made	12	Evans, Jawun vs UConn (11/21/16)
	11	Forte, Phil vs Central Arkansas (11/14/16)
Free Throw Att.	17	Evans, Jawun vs UConn (11/21/16)
	14	Evans, Jawun vs West Virginia (12/30/16)
FT Pct (min 3 made)	1.000 (11-11)	Forte, Phil vs Central Arkansas (11/14/16)
	1.000 (8-8)	Carroll, Jeffrey vs TCU (01/23/17)
	1.000 (7-7)	Evans, Jawun at Texas (01/04/17)
	1.000 (7-7)	McGriff, Cameron vs Georgetown (11/23/16)
	1.000 (6-6)	Carroll, Jeffrey vs Kansas State (01/18/17)
	1.000 (6-6)	Forte, Phil at Maryland (12/03/16)
	1.000 (6-6)	Averette, Brandon vs New Orleans (11/16/16)
	1.000 (6-6)	Forte, Phil vs Campbell (11/11/16)
	1.000 (5-5)	Solomon, Mitchell at Texas Tech (01/21/17)
	1.000 (5-5)	Evans, Jawun vs Kansas State (01/18/17)
	1.000 (4-4)	Hammonds, Leyton vs TCU (01/23/17)
	1.000 (4-4)	Solomon, Mitchell vs Kansas State (01/18/17)
	1.000 (4-4)	Evans, Jawun vs Iowa State (01/11/17)
	1.000 (4-4)	Evans, Jawun vs A&M-Corpus Christi (12/22/16)
	1.000 (4-4)	Forte, Phil at Wichita State (12/17/16)
	1.000 (4-4)	Forte, Phil vs Rogers State (11/30/16)
	1.000 (3-3)	Evans, Jawun vs TCU (01/23/17)
	1.000 (3-3)	Evans, Jawun at Kansas (01/14/17)
	1.000 (3-3)	Waters, Lindy vs Rogers State (11/30/16)
	1.000 (3-3)	Carroll, Jeffrey vs Georgetown (11/23/16)
Rebounds	14	Solomon, Mitchell vs A&M-Corpus Christi (12/22/16)
	13	Hammonds, Leyton vs New Orleans (11/16/16)
	13	McGriff, Cameron vs Campbell (11/11/16)



2016-17 INDIVIDUAL SUPERLATIVES

OPPONENT INDIVIDUAL GAME HIGHS

Points	34		Adams, Jalen vs UConn (11/21/16)
	30		Morris, Monte vs Iowa State (01/11/17)
	28		Howard, Jordan vs Central Arkansas (11/14/16)
	27		Mack, Tevin at Texas (01/04/17)
	24		WILLIS Jr., Darral at Wichita State (12/17/16)
Field Goals Made	24		Berry II, Joel vs North Carolina (11/22/16)
	12		Adams, Jalen vs UConn (11/21/16)
	10		Morris, Monte vs Iowa State (01/11/17)
	10		Mack, Tevin at Texas (01/04/17)
	10		Amin, Ehab vs A&M-Corpus Christi (12/22/16)
Field Goal Att.	18		Amin, Ehab vs A&M-Corpus Christi (12/22/16)
	18		Adams, Jalen vs UConn (11/21/16)
	18		CLEMONS, Chris vs Campbell (11/11/16)
FG Pct (min 5 made)	1.000	(5-5)	Bradley, Tony vs North Carolina (11/22/16)
	.833	(5-6)	Konate, Sagaba vs West Virginia (12/30/16)
	.833	(5-6)	Travis Hester vs Rogers State (11/30/16)
3-Point FG Made	4		BROWN, Barry vs Kansas State (01/18/17)
	4		Morris, Monte vs Iowa State (01/11/17)
	4		Thomas, Matt vs Iowa State (01/11/17)
	4		Mack, Tevin at Texas (01/04/17)
	4		Travis Hester vs Rogers State (11/30/16)
	4		Berry II, Joel vs North Carolina (11/22/16)
	4		Adams, Jalen vs UConn (11/21/16)
	4		Howard, Jordan vs Central Arkansas (11/14/16)
	4		CLEMONS, Chris vs Campbell (11/11/16)
	4		Thomas, Matt vs Iowa State (01/11/17)
3-Point FG Att.	9		GENSLER, Cory vs Campbell (11/11/16)
	9		GENSLER, Cory vs Campbell (11/11/16)
3-Pt FG Pct (min 2 made)	1.000	(3-3)	West, Lamont vs West Virginia (12/30/16)
	1.000	(3-3)	WHEELER, Jaleel at Tulsa (12/10/16)
Free Throws Made	14		WILLIS Jr., Darral at Wichita State (12/17/16)
	10		Jackson, Josh at Kansas (01/14/17)
	10		McDUFFIE, Markis at Wichita State (12/17/16)
	10		Howard, Jordan vs Central Arkansas (11/14/16)
Free Throw Att.	17		Jackson, Josh at Kansas (01/14/17)
	17		WILLIS Jr., Darral at Wichita State (12/17/16)
FT Pct (min 3 made)	1.000	(7-7)	Devin Berry vs Arkansas-Pine Bluff (12/14/16)
	1.000	(7-7)	Jackson, Justin vs North Carolina (11/22/16)
	1.000	(6-6)	Robinson, Alex vs TCU (01/23/17)
	1.000	(6-6)	IWUNDU, Wesley vs Kansas State (01/18/17)
	1.000	(6-6)	Morris, Monte vs Iowa State (01/11/17)
	1.000	(6-6)	Berry II, Joel vs North Carolina (11/22/16)
	1.000	(6-6)	Lowery, Jeff vs Central Arkansas (11/14/16)
	1.000	(4-4)	Williams, Kenrich vs TCU (01/23/17)
	1.000	(4-4)	JOHNSON, D.J. vs Kansas State (01/18/17)
	1.000	(4-4)	Freeman, Al at Baylor (01/07/17)
	1.000	(4-4)	Allen, Jarrett at Texas (01/04/17)
	1.000	(4-4)	Cleare, Shaquille at Texas (01/04/17)
	1.000	(4-4)	Johnson, Kaleb vs Georgetown (11/23/16)
	1.000	(4-4)	Agau, Akoy vs Georgetown (11/23/16)
	1.000	(4-4)	Jackson, Vance vs UConn (11/21/16)
	1.000	(3-3)	Carter, Jevon vs West Virginia (12/30/16)
	1.000	(3-3)	Deshon Bayless vs Arkansas-Pine Bluff (12/14/16)
	1.000	(3-3)	BRANTLEY, Jaylen at Maryland (12/03/16)



THE LAST TIME ...

TEAM

OSU Scored 100 Points 102 vs Arkansas-Pine Bluff (Dec. 14, 2016)
Opponent Scored 100 Points 107 by North Carolina (Nov. 22, 2016)

OSU Scored 90 Points 92 vs Texas A&M-CC (Dec. 22, 2016)
Opponent Scored 90 Points 96 by Kansas State (Jan. 18, 2017)

OSU Scored Fewer than 60 Points 57 at Baylor (Jan. 7, 2017)
Opponent Scored Fewer than 60 Points 58 by Iowa State (Feb. 29, 2016)

OSU Scored Fewer than 50 Points 49 at Oklahoma (Feb. 24, 2016)
Opponent Scored Fewer than 50 Points 48 by TCU (Jan. 2, 2016)

OSU Won by 30 Points 36 vs Arkansas-Pine Bluff (Dec. 14, 2016)
Opponent Won by 30 Points 32 by North Carolina (Nov. 22, 2016)

OSU shot 65% from the floor 67.9 vs Florida Atlantic (Nov. 10, 2006)
Opponent shot 65% from the floor 66.0 by Arizona (March 24, 2005)

OSU shot 60% from the floor 61.3 vs Mississippi Valley State (Nov. 8, 2013)
Opponent shot 60% from the floor 60.0 by Baylor (Jan. 22, 2011)

OSU shot less than 25% from the floor 24.6 at South Carolina (Dec. 6, 2014)
Opponent shot less than 25% from the floor 23.3 by NW Oklahoma State (Nov. 18, 2014)

OSU shot less than 35% from the floor 34.5 at Baylor (Jan. 7, 2017)
Opponent shot less than 35% from the floor 32.1 by Campbell (Nov. 13, 2016)

OSU shot 50% from beyond the arc 68.8 at Texas Tech (Jan. 21, 2017)
Opponent shot 50% from beyond the arc 50.0 by Rogers State (Nov. 30, 2016)

OSU shot less than 20% from beyond the arc 14.8 at Iowa State (Feb. 29, 2016)
Opponent shot less than 20% from beyond the arc 17.6 by Wichita State (Dec. 17, 2016)

OSU made 10 three-pointers 11 at Texas Tech (Jan. 21, 2017)
Opponent made 10 three-pointers 10 by Iowa State (Jan. 11, 2017)

OSU shot 100% from the FT line (min. 10) 16-of-16 vs Texas Tech (March 7, 2012)
Opponent shot 100% from the FT line (min. 10) 15-of-15 by Texas A&M (Dec. 30, 1988)

OSU shot less than 50% from the FT line 44.4 vs Maryland (Dec. 21, 2014)
Opponent shot less than 50% from the FT line 46.2 by Florida (Dec. 19, 2015)

OSU had 50 Rebounds 52 vs Campbell (Nov. 13, 2016)
Opponent had 50 Rebounds 51 by Baylor (Feb. 17, 2014)

OSU had 20 Offensive Rebounds 21 vs Texas A&M-CC (Dec. 22, 2016)
Opponent had 20 Offensive Rebounds 23 by Baylor (Jan. 5, 2016)

OSU had 20 Assists 22 vs New Orleans (Nov. 16, 2016)
Opponent had 20 Assists 21 by Kansas State (Jan. 18, 2017)

OSU had 10 Steals 12 vs Texas A&M-CC (Dec. 22, 2016)
Opponent had 10 Steals 11 by Kansas State (Jan. 18, 2017)

OSU had 10 Blocked Shots 11 vs George Mason (Nov. 20, 2015)
Opponent had 10 Blocked Shots 12 by Texas (Jan. 10, 2015)

OSU had two 30-point scorers vs Southwestern State (Jan. 2, 2007)
Opponent had two 30-point scorers never
OSU had three 30-point scorers vs Oral Roberts (March 4, 1993)

OSU had two 20-point scorers at Texas Tech (Jan. 21, 2017)
Opponent had two 20-point scorers TCU (Jan. 23, 2017)

OSU had three 20-point scorers vs Central Arkansas (Nov. 14, 2016)
Opponent had three 20-point scorers Kansas (Jan. 14, 2017)
OSU had four 20-point scorers vs Northwestern State (Jan. 3, 2009)

Teams combined for four 20-point scorers at Kansas (Jan. 14, 2017)
Teams combined for five 20-point scorers at Nebraska (March 5, 2007)
Teams combined for six 20-point scorers vs Providence (Nov. 25, 1993)

OSU had five double-figure scorers vs Kansas State (Jan. 18, 2017)
Opponent had five double-figure scorers vs Kansas State (Jan. 18, 2017)

OSU had six double-figure scorers vs New Orleans (Nov. 16, 2016)
Opponent had six double-figure scorers North Carolina (Nov. 22, 2016)

OSU had seven double-figure scorers vs Rogers State (Nov. 30, 2016)
Opponent had seven double-figure scorers Never

Teams combined for 10 double-figure scorers 10 vs Kansas State (Jan. 18, 2017)

OSU had all 5 starters score in double figures vs Kansas State (Jan. 18, 2017)
Opp had all 5 starters score in double figures Iowa State (Jan. 11, 2017)

OSU had no players score in double figures at Iowa State (Feb. 29, 2016)
Opp had no players score in double figures Utah Valley (Nov. 12, 2013)

OSU had only one player score in double figures vs Texas (March 4, 2016)
Opp. had only one player score in double figures Kansas State (Jan. 21, 2015)

OSU had two double-figure rebounders vs NW Oklahoma State (Nov. 18, 2014)
OSU had three double-figure rebounders vs NW Oklahoma State (Nov. 18, 2014)
Opp had two double-figure rebounders Kansas (Jan. 14, 2017)

OSU had two double-doubles vs NW Oklahoma State (Nov. 18, 2014)
OSU had three double-doubles vs Seattle (Nov. 14, 2009)
Opponent had two double-doubles Kansas State (March 3, 2014)



THE LAST TIME ...

OSU scored 50 points in first half.....	54 vs Kansas State (Jan. 18, 2017)
OSU scored 50 points in second half.....	57 vs TCU (Jan. 23, 2017)
Opponent scored 50 points in first half.....	51 vs Kansas State (Jan. 18, 2017)
Opponent scored 50 points in second half.....	51 by Kansas (Jan. 14, 2017)
OSU scored less than 20 points in first half.....	17 at Texas Tech (Feb. 28, 2012)
OSU scored less than 20 points in second half.....	19 at Texas A&M (Jan. 12, 2011)
Opponent scored less than 20 points in first half.....	19 by TCU (Feb. 8, 2016)
Opponent scored less than 20 points in second half.....	18 by Kansas State (Jan. 3, 2015)
OSU had three players foul out.....	at West Virginia (Jan. 9, 2016)
Opponent had three players foul out.....	West Virginia (Jan. 25, 2014)
OSU failed to make a three-point attempt.....	vs Iowa State (Jan. 8, 2001)
Opponent failed to make a three-point attempt.....	TCU (Feb. 14, 2015)
OSU defeated a ranked opponent.....	86-67 vs. 3/3 Kansas (Jan. 19, 2016)
OSU lost to a ranked opponent.....	87-80 vs 2/2 Kansas (Jan. 14, 2017)
OSU won an overtime game.....	58-55 vs Kansas State (Feb. 13, 2016)
OSU lost an overtime game.....	63-61 at Texas Tech (Feb. 3, 2016)
OSU won a double-overtime game.....	68-58 vs SMU (Dec. 28, 2011)
OSU lost a double-overtime game.....	67-68 vs Kansas (Feb. 20, 2013)
OSU won a triple-overtime game.....	105-103 vs Texas (Jan. 16, 2007)
OSU lost a triple-overtime game.....	97-98 vs Iowa State (Feb. 3, 2014)
OSU won a quadruple-overtime game.....	96-91 at Colorado (Feb. 5, 1983)
OSU lost a quadruple-overtime game.....	never

INDIVIDUAL

A Cowboy had a Triple-Double (P/R/A).....	19/14/10, Maurice Baker vs UTSA (Jan. 3, 2001)
An Opponent had a Triple-Double (P/R/A).....	19/10/11, Anthony Bowie, Oklahoma (Feb. 27, 1985)
A Cowboy had a Double-Double (PTS/REB).....	19/10, Jeffrey Carroll vs TCU (Jan. 23, 2017)
An Opponent had a Double-Double (PTS/REB).....	20/12, Vlad Brodziansky, TCU (Jan. 23, 2017)
A Cowboy had a Double-Double (PTS/AST).....	15/11, Jawun Evans vs West Virginia (Dec. 30, 2016)
An Opponent had a Double-Double (PTS/AST).....	12/10, Denis Clemente, Kansas State (March 11, 2010)
A Cowboy had a 20/20 Performance (PTS/REB).....	37/20, Mario Boggan vs Texas (Jan. 16, 2007)
An Opponent had a 20/20 Performance (PTS/REB).....	20/23, Reginald King, Alabama (Dec. 17, 1976)
A Cowboy had a 20/10 Performance (PTS/REB).....	20/11, Jeffrey Carroll vs. Central Arkansas (Nov. 14, 2016)
An Opponent had a 20/10 Performance (PTS/REB).....	20/12, Vlad Brodziansky, TCU (Jan. 23, 2017)
A Cowboy scored 30 points.....	30, Jawun Evans vs North Carolina (Nov. 22, 2016)
An Opponent Scored 30 Points.....	30, Monte Morris, Iowa State (Jan. 11, 2017)
A Cowboy Scored 20 Points.....	27, Jawun Evans vs TCU (Jan. 23, 2017)
An Opponent Scored 20 points.....	22, by Vlad Brodziansky & 20, by Kenrich Williams, TCU (Jan. 23, 2017)
A Cowboy had 20 Rebounds.....	20, Mario Boggan vs Texas (Jan. 16, 2007)
An Opponent had 20 Rebounds.....	20, Jeff Withey, Kansas (Feb. 11, 2012)
A Cowboy had 15 Rebounds.....	18, Marshall Moses at La Salle (Dec. 4, 2010)
An Opponent had 15 Rebounds.....	15, Devin Williams, West Virginia (Jan. 5, 2016)
A Cowboy had 10 Offensive Rebounds.....	10, Mario Boggan vs Texas (Jan. 16, 2007)
An Opponent had 10 Offensive Rebounds.....	12, Rico Gathers, Baylor (Jan. 5, 2016)
A Cowboy had 10 assists.....	11, Jawun Evans vs West Virginia (Dec. 30, 2016)
An Opponent had 10 Assists.....	12, Phil Pressey, Missouri (March 8, 2012)
A Cowboy had five Steals.....	5, Jawun Evans at Maryland (Dec. 3, 2016)
An Opponent had five Steals.....	5, Jordan Woodard, Oklahoma (Jan. 31, 2015)
A Cowboy had five Blocked Shots.....	5, Chris Olivier vs George Mason (Nov. 20, 2015)
An Opponent had five Blocked Shots.....	5, Makur Puou, New Orleans (Nov. 16, 2016)
A Cowboy won a game in the final 3 seconds.....	Phil Forte hit two free throws with two seconds left in overtime to defeat No. 25 Texas, 65-63, in Austin on Feb. 4, 2015
An Opponent won a game in the final 3 seconds.....	Scott Christopherson hit a 25-foot three pointer at the buzzer as Iowa State won 71-68 on Jan. 18, 2012



BOX SCORES

Nov. 11, 2016 ► Gallagher-Iba Arena (Stillwater, Okla.) ► Att. 6,126														
CAMPBELL													65	
OKLAHOMA STATE													102	

VISITORS: Campbell (0-1)

#	Player	tot-fg		3-pt		rebounds		fta	of	de	tot	pf	tp	a	to	blk	s	min
		fg	fga	fg	fga	ft	fta											
01	OLIVER, Damontez	1	2	1	2	0	0	0	1	1	4	3	2	4	0	0	21	
25	EUDY, Andrew	1	2	0	0	0	1	1	2	3	4	0	2	4	1	0	18	
32	WHITFIELD, Shane	1	2	0	0	8	11	3	4	7	4	12	1	3	0	0	20	
00	HAMER, Kyle	0	0	0	0	0	0	1	1	1	0	0	1	0	0	2		
03	CLEMONS, Chris	5	18	4	8	2	3	0	5	1	16	2	4	1	0	30		
04	LANE, Khadre	3	8	1	2	6	10	0	0	2	13	0	1	0	1	18		
05	BURNETTE, Austin	0	1	0	0	0	1	0	1	4	0	0	0	0	0	9		
13	RAY, Quinton	0	2	0	0	0	0	0	2	2	1	0	1	1	0	0	16	
15	LADO, Mogga	0	1	0	0	0	0	0	4	3	0	0	2	0	3	13		
22	GENSLER, Cory	4	10	3	9	0	1	1	4	5	3	11	1	3	0	1	31	
34	BURK, Marcus	1	6	1	5	3	4	1	3	4	6	1	2	0	3	22		
	Team										1	2	3					
	Totals.....	18	56	10	26	19	30	8	27	35	29	65	8	23	5	9	200	

TOTAL FG% 1st Half: 10-28 35.7% 2nd Half: 8-28 28.6% Game: 32.1% DEADBALL
 3-Pt. FG% 1st Half: 8-13 61.5% 2nd Half: 2-13 15.4% Game: 38.5% REBOUNDS
 F Throw % 1st Half: 9-15 60.0% 2nd Half: 10-15 66.7% Game: 63.3% 4

HOME TEAM: Oklahoma State (1-0)

#	Player	tot-fg		3-pt		rebounds		fta	of	de	tot	pf	tp	a	to	blk	s	min
		fg	fga	fg	fga	ft	fta											
23	Hammonds, Leyton	1	0	2	0	2	0	2	2	4	0	0	1	0	0	0	13	
41	Solomon, Mitchell	1	0	1	0	1	2	0	0	5	1	3	0	0	0	0	16	
01	Evans, Jawun	1	18	2	10	11	2	4	6	2	34	2	0	5	27			
05	Shine, Tavarus	1	0	3	0	3	2	1	1	2	1	0	1	1	10	12		
13	Forté, Phil	9	15	2	9	6	6	0	2	2	22	1	2	2	2	29		
00	Averette, Brandon	2	3	0	0	1	1	0	2	2	5	0	2	0	0	13		
04	Dziagwa, Thomas	1	5	1	3	0	0	1	1	2	0	3	2	0	0	1	9	
12	McGriff, Cameron	1	4	0	1	3	4	2	11	13	5	2	3	1	1	23		
14	N'Gueassan, Lucas	0	0	0	0	1	4	1	3	4	2	1	0	1	3	11		
21	Waters, Lindy	3	5	2	3	1	2	1	2	3	2	9	1	1	0	22		
30	Carroll, Jeffrey	9	15	1	2	3	6	3	6	9	1	22	0	1	0	1	16	
32	Underwood, Tyler	0	0	0	0	0	0	0	0	0	0	0	1	0	0	5		
33	Reeves, Trey	0	0	0	0	0	0	0	0	0	0	0	0	0	0	2		
34	Lienhard, Will	0	0	0	0	0	0	0	3	3	0	0	0	0	0	2		
	Team										2							
	Totals.....	34	71	8	26	26	38	15	37	52	23	102	10	15	5	13	200	

TOTAL FG% 1st Half: 15-32 46.9% 2nd Half: 19-39 48.7% Game: 47.9% DEADBALL
 3-Pt. FG% 1st Half: 8-12 66.7% 2nd Half: 5-14 35.7% Game: 30.8% REBOUNDS
 F Throw % 1st Half: 19-26 73.1% 2nd Half: 7-12 58.3% Game: 68.4% 7

Officials: Joe DeRosa, Rodrick Dixon, Toby Martinez
 Technical fouls: Campbell-None. Oklahoma State-None

Score by Periods				1st	2nd	Total
Campbell				37	28	65
Oklahoma State				52	50	102

Nov. 21, 2016 ► Lahaina Civic Center (Maui Invitational) ► Att. 2,400														
OKLAHOMA STATE													98	
UConn													90	

VISITORS: Oklahoma State (4-0)

#	Player	tot-fg		3-pt		rebounds		fta	of	de	tot	pf	tp	a	to	blk	s	min
		fg	fga	fg	fga	ft	fta											
23	Hammonds, Leyton	1	2	6	1	3	2	2	0	5	5	7	1	1	1	1	15	
41	Solomon, Mitchell	1	0	0	0	1	2	4	6	4	1	1	2	1	0	1	14	
01	Evans, Jawun	10	26	3	5	12	17	1	3	4	4	35	6	1	0	5	31	
13	Forté, Phil	4	8	3	4	7	8	2	4	2	18	1	0	4	32			
21	Waters, Lindy	0	1	0	1	1	2	0	0	2	1	2	0	2	26			
00	Averette, Brandon	0	0	0	0	0	0	0	0	0	0	0	0	0	0	3		
05	Shine, Tavarus	2	5	1	3	0	0	1	1	2	5	1	0	0	1	24		
12	McGriff, Cameron	3	6	1	1	6	8	0	5	5	13	0	1	1	2	27		
14	N'Gueassan, Lucas	0	0	0	0	0	1	0	1	1	5	0	2	0	1	5		
30	Carroll, Jeffrey	7	9	3	3	1	2	3	5	8	3	18	1	2	0	2	23	
	Team										4	1	5					
	Totals.....	28	61	12	20	30	42	13	27	40	30	98	13	3	18	200		

TOTAL FG% 1st Half: 12-31 38.7% 2nd Half: 16-30 53.3% Game: 45.9% DEADBALL
 3-Pt. FG% 1st Half: 6-10 60.0% 2nd Half: 5-10 50.0% Game: 60.0% REBOUNDS
 F Throw % 1st Half: 10-15 66.7% 2nd Half: 20-27 74.1% Game: 71.4% 4,1

HOME TEAM: UConn (1-3)

#	Player	tot-fg		3-pt		rebounds		fta	of	de	tot	pf	tp	a	to	blk	s	min
		fg	fga	fg	fga	ft	fta											
12	Facsey, Kentan	1	0	1	0	2	2	0	5	5	4	2	0	1	3	0	22	
22	Larrier, Terry	1	2	0	0	0	0	3	3	0	4	0	1	0	0	8		
35	Brimah, Amida	1	1	0	0	2	5	1	5	6	4	0	0	4	0	22		
02	Adams, Jalen	12	18	4	5	6	8	3	6	5	34	6	10	0	0	35		
15	Purvis, Rodney	5	10	3	5	7	12	1	4	5	20	4	1	0	1	35		
01	Vital, Christian	1	7	0	4	5	7	1	2	4	7	0	1	1	0	28		
05	Jackson, Vance	3	8	3	6	4	4	1	2	3	4	13	1	3	0	26		
13	Enoch, Steven	0	3	0	1	3	4	1	1	2	3	1	0	0	1	17		
23	Durham, Juwan	1	2	1	1	0	0	2	2	1	3	0	0	0	0	7		
	Team										3	2	5					
	Totals.....	25	53	11	22	29	42	11	28	39	28	90	12	8	1	200		

TOTAL FG% 1st Half: 8-26 30.8% 2nd Half: 17-27 63.0% Game: 47.2% DEADBALL
 3-Pt. FG% 1st Half: 2-7 28.6% 2nd Half: 9-15 60.0% Game: 50.0% REBOUNDS
 F Throw % 1st Half: 8-14 57.1% 2nd Half: 21-28 75.0% Game: 69.0% 2

Officials: Jeff Clark, Jamie Luckie, Ryan Wells
 Technical fouls: Oklahoma State-None. UConn-TEAM.

Score by Periods				1st	2nd	Total
Oklahoma State				40	58	98
UConn				26	64	90

Nov. 14, 2016 ► Gallagher-Iba Arena (Stillwater, Okla.) ► Att. 4,911														
CENTRAL ARKANSAS													90	
OKLAHOMA STATE													102	

VISITORS: Central Arkansas (0-2)

#	Player	tot-fg		3-pt		rebounds										a	to	blk	s	min
		fg	fga	fg	fga	fta	of	de	tot	pf	tp	a	to	blk						
04	Christensson, Albert	f	0	0	0	0	2	1	1	2	2	0	0	0	0	0	7			
01	Howard, Jordan	9	7	13	4	5	10	11	0	3	3	4	28	2	3	0	37			
10	Kamba, Mathieu	7	9	12	0	5	7	5	10	4	19	1	3	0	0	30				
25	Unruh, Titch	0	1	0	1	0	0	2	2	0	0	1	2	0	0	12				
32	Brooks, Derreck	7	15	1	3	2	2	1	2	4	17	0	1	1	2	26				
2	Lee, Ethan	11	17	0	0	1	4	0	1	1	8	0	0	0	0	4				
11	Lowery, Jeff	0	1	0	0	6	6	0	0	1	4	8	4	0	0	25				
12	Parnell, Darraja	2	4	0	4	5	0	1	1	2	8	2	1	1	1	19				
13	Iyeyekopolo, Otas	0	0	0	0	1	1	2	3	0	3	0	0	0	0	4				
22	Schmit, Tanner	3	7	0	0	0	0	4	4	2	6	0	0	0	0	20				
23	Weidenauer, Aaron	1	1	1	1	0	1	0	1	1	1	3	1	0	0	16				
TOTAL								3		1		2								
		28		60		6		10		28		39		11		21				
		28		60		6		10		28		39		11		21				



BOX SCORES

Nov. 30, 2016 ► Gallagher-Iba Arena (Stillwater, Okla.) ► Att. 5,185	
ROGERS STATE	85
OKLAHOMA STATE	101

VISITORS: Rogers State (4-2)

#	Player	fg	fga	3-pt	3-pt	fta	ft	rebounds	pf	tp	a	to	blk	s	min			
04	Jeylyn Sharpe	f	7	10	1	2	3	2	6	8	3	18	2	2	1	27		
05	Johnathon Buckley	f	3	5	0	2	1	1	0	3	3	4	7	2	0	1	28	
02	Baron Smith Jr.	g	5	12	1	2	4	7	0	5	5	4	15	6	5	0	1	22
03	JD Tisdale	g	4	5	0	0	1	2	0	1	1	5	9	1	3	0	1	14
11	Travis Hester	g	5	6	4	5	0	0	1	1	2	14	1	4	0	0	27	
01	Jordan Huffman	g	0	2	0	1	0	0	2	2	1	0	1	0	0	0	15	
10	Tavian Davis	g	5	10	0	1	3	3	0	0	0	2	13	2	4	0	16	
12	Kyler Ng	g	1	1	1	1	0	0	0	2	2	3	3	1	1	0	1	9
14	Christopher Ikenobe	g	0	1	0	0	0	0	0	0	0	3	0	0	0	1	0	5
21	Chase Littlejohn	g	0	2	0	0	0	0	0	0	0	3	0	0	2	0	1	17
25	Don Leak	g	0	0	0	0	0	2	0	1	1	0	0	0	0	0	0	5
42	Matt Lea	g	3	4	0	0	0	0	2	2	2	6	0	1	1	0	1	15
TEAM		5													2		7	
Totals.....		33	58	7	14	12	18	7	25	32	85	16	22	4	6	200		

TOTAL FG% 1st Half: 16-30 53.3% 2nd Half: 17-28 60.7% Game: 56.9% DEADBALL
 3-PT FG% 1st Half: 3-8 37.5% 2nd Half: 4-6 66.7% Game: 50.0% REBOUNDS
 F Throw % 1st Half: 9-12 75.0% 2nd Half: 3-6 50.0% Game: 66.7% 3, 1

HOME TEAM: Oklahoma State (6-1)

#	Player	fg	fga	3-pt	3-pt	ft	fta	of	rebounds	pf	tp	a	to	blk	s	min
14	N'Guessan, Lucas	f	4	4	0	0	2	4	4	3	7	1	10	1	2	20
23	Hammonds, Leyton	f	2	5	1	3	1	1	2	0	2	4	6	0	1	0
01	Evans, Jawun	g	7	16	1	2	10	11	3	4	3	25	4	3	0	27
13	Forfe, Phil	g	2	9	2	7	4	4	0	2	1	2	10	0	0	29
21	Waters, Lindy	g	3	9	1	3	3	3	4	0	10	1	0	1	0	25
00	Averette, Brandon	g	5	9	2	3	4	0	0	3	15	3	0	2	17	0
04	Dziagwa, Thomas	0	3	0	3	2	2	1	1	2	0	1	0	0	1	0
12	McGriff, Cameron	1	2	0	1	0	0	0	2	0	0	2	0	1	0	15
24	Dillard, Davon	0	0	0	0	0	0	0	0	0	0	2	0	0	0	3
30	Carroll, Jeffrey	4	7	1	2	2	3	2	7	9	2	11	2	3	0	21
32	Underwood, Tyler	0	0	0	0	0	0	0	0	0	0	0	0	1	0	3
34	Lienhard, Will	0	0	0	0	0	0	0	0	0	0	0	0	0	0	1
41	Solomon, Mitchell	1	2	0	0	8	10	2	3	5	1	10	2	0	1	15
TEAM		1													1	
Totals.....		29	66	8	23	35	44	25	36	19	101	14	10	3	9	200

TOTAL FG% 1st Half: 15-36 41.7% 2nd Half: 14-30 46.7% Game: 43.9% DEADBALL
 3-PT FG% 1st Half: 3-11 27.3% 2nd Half: 5-12 41.7% Game: 34.8% REBOUNDS
 F Throw % 1st Half: 19-25 76.0% 2nd Half: 16-19 84.2% Game: 79.5% 5

Officials: Mike Stuart, Roderick Dixon, Pat Boeh
 Technical fouls: Rogers State-None. Oklahoma State-None.

Score by Periods	1st	2nd	Total
Rogers State	44	41	85
Oklahoma State	52	49	101

Dec. 14, 2016 ► Gallagher-Iba Arena (Stillwater, Okla.) ► Att. 5,287	
ARKANSAS-PINE BLUFF	66
OKLAHOMA STATE	102

VISITORS: Arkansas-Pine Bluff (1-10)

#	Player	fg	fga	3-pt	3-pt	fta	ft	rebounds	pf	tp	a	to	blk	s	min			
15	Trent Steen	1	2	0	0	1	2	1	0	1	5	0	1	1	3	18		
35	Travon Harper	1	0	0	0	2	4	0	0	3	2	1	2	0	0	19		
10	Jacques Lynch	0	9	0	0	0	1	2	3	4	13	1	1	0	3	21		
13	JoeRandle Toliver	9	1	3	0	2	0	0	5	5	1	2	3	4	0	20		
4	Ghiavonni Robinson	0	2	5	0	0	3	5	0	0	4	7	1	2	0	1	17	
01	Charles Jackson	0	1	0	1	1	2	0	1	1	2	1	1	3	0	0	16	
03	Kennedy McKinney	0	5	0	0	0	1	3	1	4	2	0	0	5	0	1	18	
12	Marquis Cunningham	1	1	0	0	1	2	1	0	1	4	3	1	1	1	0	22	
14	Marcus Wallace	0	1	0	0	0	2	0	0	0	1	0	3	0	0	8		
21	Artavious McDyess	1	1	0	0	0	0	1	1	0	2	0	0	2	0	6		
22	Khalid Campbell	1	2	0	1	0	0	0	0	0	2	0	1	0	0	5		
30	Deshon Bayless	7	13	1	3	3	3	2	2	4	18	1	2	0	3	26		
34	Devin Berry	1	5	0	0	7	2	3	5	4	9	1	2	0	0	13		
52	Darrell Tillman	1	1	0	0	0	1	3	4	3	2	1	1	0	1	15		
TEAM		1													1		1	
Totals.....		22	51	3	11	19	28	14	19	33	28	66	11	31	5	12	200	

TOTAL FG% 1st Half: 10-22 45.5% 2nd Half: 12-29 41.4% Game: 43.1% DEADBALL
 3-PT FG% 1st Half: 1-5 20.0% 2nd Half: 2-6 33.3% Game: 27.3% REBOUNDS
 F Throw % 1st Half: 7-11 63.6% 2nd Half: 12-17 70.6% Game: 67.9% 5

HOME TEAM: Oklahoma State (8-2)

#	Player	fg	fga	3-pt	3-pt	fta	ft	rebounds	pf	tp	a	to	blk	s	min			
21	Waters, Lindy	1	5	8	2	4	1	1	2	3	4	13	1	1	0	19		
23	Hammonds, Leyton	1	3	8	1	2	9	11	2	4	6	3	16	2	2	1	18	
14	N'Guessan, Lucas	c	0	5	0	0	0	0	2	2	3	0	2	0	2	1	11	
01	Evans, Jawun	2	5	1	1	0	0	0	1	1	1	5	2	4	1	0	22	
13	Forfe, Phil	g	2	7	2	6	2	2	0	1	1	2	8	3	0	0	21	
00	Averette, Brandon	3	9	1	3	2	2	0	1	1	2	9	1	3	0	1	19	
04	Dziagwa, Thomas	4	7	4	6	2	1	1	2	3	4	0	0	1	0	0	19	
12	McGriff, Cameron	1	1	0	0	8	10	3	1	4	10	1	2	1	3	18		
24	Dillard, Davon	1	2	0	0	1	2	1	3	4	0	3	0	1	0	8		
30	Carroll, Jeffrey	6	10	1	4	5	6	1	1	2	0	18	1	3	0	1	14	
32	Underwood, Tyler	0	0	0	0	0	0	0	0	0	0	0	1	1	0	0	3	
33	Reeves, Trey	0	3	0	2	0	0	0	0	0	0	0	0	0	0	0	3	
34	Lienhard, Will	0	1	0	0	0	2	2	1	3	0	0	0	1	0	7		
41	Solomon, Mitchell	2	2	0	0	2	2	5	1	6	4	6	0	3	0	1	15	
TEAM		4													4		4	
Totals.....		29	62	12	28	32	40	19	39	26	102	16	21	5	11	200		

TOTAL FG% 1st Half: 14-26 53.8% 2nd Half: 15-36 41.7% Game: 46.8% DEADBALL
 3-PT FG% 1st Half: 3-8 37.5% 2nd Half: 9-20 45.0% Game: 42.9% REBOUNDS
 F Throw % 1st Half: 22-29 75.9% 2nd Half: 10-11 90.9% Game: 80.0% 2

Officials: Gerry Pollard, Bret Smith, Marques Pettigrew
 Technical fouls: Arkansas-Pine Bluff-Marques Cunningham 2. Oklahoma State-Waters, Lindy.

Score by Periods	1st	2nd	Total
Arkansas-Pine Bluff	28	38	66
Oklahoma State	53	49	102

Dec. 3, 2016 ► XFINITY Arena (College Park, Md.) ► Att. 17,391	
OKLAHOMA STATE	70
RV/22 MARYLAND	71

VISITORS: Oklahoma State (6-2)

#	Player	fg	fga	3-pt	3-pt	fta	ft	rebounds	pf	tp	a	to	blk	s	min			
14	N'Guessan, Lucas	1	3	6	0	0	0	2	6	1	7	5	6	0	3	1	0	20
23	Hammonds, Leyton	1	3	7	2	4	0	0	2	5	7	4	8	1	1	0	2	23
01	Evans, Jawun	9	7	17	0	1	2	3	3	5	2	16	5	2	0	2	33	
13	Forfe, Phil	9	3	16	2	10	6	0	3	3	1	14	3	0	1	2	39	
21	Waters, Lindy	9	2	3	1	0	0	0	1	1	2	2	0	2	0	0	23	
00	Averette, Brandon	2	1	2	1	0	0	1	1	2	5	3	0	0	8	0	0	+
02	Dziagwa, Thomas	0	0	0	0	0	0	0	0	0	0	0	0	0	0	0	0	+
14	McGriff, Cameron	0	1	0	0	0	0	1	0	1	2	0	2	2	1	0	10	10
30	Carroll, Jeffrey	6	11	3	6	0	0	3	9	12	2	15	1	1	0	1	27	17
41	Salomon, Mitch	2	3	1	0	0	0	2	2	4	5	4	0	1	2	0	17	17
	Team							2	1	3								
	Totals.....	27	66	8	24	8	11	18	26	44	25	70	13	15	5	7	200	



BOX SCORES

Dec. 30, 2016 ► Gallagher-Iba Arena (Stillwater, Okla.) ► Att. 13,611	
11/12 WEST VIRGINIA	92
OKLAHOMA STATE	75

VISITORS: West Virginia (12-1, 1-0 Big 12)

#	Player	tot-fg		3-pt		rebounds		ft	fta	of	de	tot	pf	tp	a	to	blk	s	min
		fg	fga	fg	fga	ft	fta												
11	Adrian, Nathan	f	2	7	0	2	5	6	6	2	8	4	9	3	2	2	0	36	
20	Watkins, Brandon	f	4	6	0	0	1	2	1	4	5	3	9	0	2	0	0	25	
23	Ahmed, Esa	f	3	3	0	0	3	4	0	4	4	3	9	0	1	2	2	20	
02	Carter, Javon	g	5	10	2	4	3	3	0	3	4	15	6	1	0	4	24		
04	Miles Jr., Dexter	g	9	14	1	2	3	5	1	1	2	4	22	3	0	1	1	24	
00	Myers, Teyvon	f	1	5	0	2	1	2	0	0	0	3	3	4	3	0	0	19	
12	Phillip, Tarik	f	1	6	0	3	2	2	0	3	3	3	4	8	2	1	0	31	
15	West, Lamont	f	3	3	3	0	0	0	2	2	2	9	0	0	0	0	0	8	
50	Konate, Sagaba	f	5	6	0	0	2	2	2	1	3	12	0	1	0	1	1	13	
TEAM		3																	
Totals.....		33	60	6	16	20	26	13	20	33	29	92	24	12	6	8	200		

TOTAL FG%	1st Half: 16-31 51.6%	2nd Half: 17-29 58.6%	Game: 55.0%	DEADBALL
3-Pt. FG%	1st Half: 3-8 37.5%	2nd Half: 3-8 37.5%	Game: 37.5%	REBOUNDS
F Throw %	1st Half: 6-9 66.7%	2nd Half: 14-17 82.4%	Game: 76.9%	2,1

HOME TEAM: Oklahoma State (10-3, 0-1 Big 12)

#	Player	tot-fg		3-pt		rebounds		ft	fta	of	de	tot	pf	tp	a	to	blk	s	min
		fg	fga	fg	fga	ft	fta												
21	Waters, Lindy	f	0	2	0	0	3	4	1	0	1	1	3	2	1	0	1	19	
23	Hammonds, Leyton	f	7	12	3	7	0	0	3	4	7	2	17	0	0	0	0	32	
14	N'Guessan, Lucas	c	1	1	0	0	0	0	1	1	1	3	2	0	0	0	0	5	
01	Evans, Jawun	g	3	9	0	2	9	14	1	1	2	3	15	1	5	0	0	32	
13	Forfe, Phil	g	7	12	4	7	0	1	2	3	2	18	0	1	0	1	32		
00	Averette, Brandon	0	2	0	0	0	0	1	1	2	0	1	2	0	0	0	13		
04	Dziagwa, Thomas	0	2	0	1	0	0	0	0	0	0	0	1	0	0	0	3		
12	McGriff, Cameron	1	1	0	0	2	3	2	1	3	0	4	0	2	0	0	11		
24	Dillard, Davon	0	0	1	0	1	0	2	1	0	0	0	0	0	1	0	1	4	
30	Carroll, Jeffrey	3	7	0	1	3	6	3	6	3	9	1	5	1	0	0	28		
41	Solomon, Mitchell	2	4	0	0	3	4	1	2	3	4	7	0	0	2	0	21		
TEAM		2																	
Totals.....		24	53	7	19	20	33	14	18	32	20	75	15	9	3	3	200		

TOTAL FG%	1st Half: 11-27 40.7%	2nd Half: 13-26 50.0%	Game: 45.3%	DEADBALL
3-Pt. FG%	1st Half: 2-8 25.0%	2nd Half: 5-11 45.5%	Game: 36.8%	REBOUNDS
F Throw %	1st Half: 4-7 57.1%	2nd Half: 16-26 61.5%	Game: 60.6%	7

Officials: Joe DeRosa, Ron Daily, Darron George
 Technical fouls: West Virginia-None. Oklahoma State-None.

Score by Periods	1st	2nd	Total
West Virginia	41	51	92
Oklahoma State	28	47	75

Jan. 11, 2017 ► Gallagher-Iba Arena (Stillwater, Okla.) ► Att. 6,066	
IOWA STATE	96
OKLAHOMA STATE	86

VISITORS: Iowa State (11-4, 3-1 Big 12)

#	Player	tot-fg		3-pt		rebounds		ft	fta	of	de	tot	pf	tp	a	to	blk	s	min
		fg	fga	fg	fga	ft	fta												
10	Bowie, Darrell	f	6	10	0	1	1	2	1	3	2	13	2	1	2	2	31		
11	Morris, Monte	g	10	16	4	5	6	2	3	5	0	30	5	0	4	39			
15	Mitrov-Long, Naz	g	6	11	1	5	4	7	1	5	6	4	17	4	1	0	34		
21	Thomas, Matt	g	7	12	4	9	1	2	1	3	4	19	2	0	0	3	32		
30	Burton, Deonte	g	5	12	1	2	1	2	4	6	4	12	4	3	3	2	27		
01	Weller-Babb, Nick	0	0	0	0	0	0	1	1	2	2	0	0	1	0	0	9		
04	Jackson, Donovan	1	6	0	4	0	0	0	2	2	2	2	1	2	0	1	20		
33	Young, Solomon	1	2	0	0	1	1	0	0	0	0	3	0	1	0	1	8		
TEAM		5																	
Totals.....		36	69	10	26	14	18	14	19	33	17	96	18	5	13	200			

TOTAL FG%	1st Half: 20-37 54.1%	2nd Half: 16-32 50.0%	Game: 52.2%	DEADBALL
3-Pt. FG%	1st Half: 5-14 35.7%	2nd Half: 5-12 41.7%	Game: 38.5%	REBOUNDS
F Throw %	1st Half: 2-3 66.7%	2nd Half: 12-15 80.0%	Game: 77.8%	0

HOME TEAM: Oklahoma State (10-6, 0-4 Big 12)

#	Player	tot-fg		3-pt		rebounds		ft	fta	of	de	tot	pf	tp	a	to	blk	s	min
		fg	fga	fg	fga	ft	fta												
12	McGriff, Cameron	f	4	7	1	1	1	2	1	5	6	3	10	1	1	0	0	25	
23	Hammonds, Leyton	f	4	6	0	1	0	0	3	1	4	5	8	1	2	1	0	26	
01	Evans, Jawun	g	4	14	0	3	4	4	0	1	1	3	12	7	3	0	1	26	
13	Forfe, Phil	g	9	14	4	6	2	2	1	1	2	3	24	0	2	0	33		
30	Carroll, Jeffrey	g	9	14	1	4	2	3	2	5	7	0	21	3	0	0	38		
00	Averette, Brandon	0	0	0	0	0	0	0	5	0	0	5	2	0	0	0	18		
04	Dziagwa, Thomas	1	4	1	4	0	0	0	0	0	0	3	0	0	0	0	9		
24	Dillard, Davon	1	2	0	1	0	0	1	2	3	0	2	0	2	0	0	5		
41	Solomon, Mitchell	2	6	0	0	2	2	3	6	5	6	0	1	4	0	2	20		
TEAM		2																	
Totals.....		34	64	7	20	11	13	13	23	36	19	86	17	16	5	3	200		

TOTAL FG%	1st Half: 18-27 66.7%	2nd Half: 16-37 43.2%	Game: 53.1%	DEADBALL
3-Pt. FG%	1st Half: 5-11 45.5%	2nd Half: 2-9 22.2%	Game: 35.0%	REBOUNDS
F Throw %	1st Half: 5-6 83.3%	2nd Half: 8-7 85.7%	Game: 84.6%	0

Officials: Gary Maxwell, Paul Janssen, Marques Pettigrew
 Technical fouls: Iowa State-None. Oklahoma State-None.

Score by Periods	1st	2nd	Total
Iowa State	47	49	96
Oklahoma State	46	40	86

Jan. 4, 2017 ► Frank Erwin Center (Austin, Texas) ► Att. 9,753	
OKLAHOMA STATE	79
TEXAS	82

VISITORS: Oklahoma State (10-4, 0-2 Big 12)

#	Player	fg	fga	3-pt	fg	fga	fta	of	de	tot	pf	tp	a	to	blk	s	min
23	Hammonds, Leyton	f	1	5	0	4	5	6	1	4	5	3	7	0	0	0	26
30	Carroll, Jeffrey	f	11	18	2	5	0	2	5	7	3	24	3	1	0	0	37
14	N'Guessan, Lucas	c	2	3	0	0	0	1	1	2	4	0	1	0	0	11	
01	Evans, Jawun	g	5	10	2	3	7	7	0	3	5	19	4	5	0	1	29
13	Forfe, Phil	g	2	12	2	7	3	4	1	2	3	2	9	2	1	0	38
00	Averette, Brandon	1	3	1	1	0	0	1	2	3	2	3	0	0	0	0	8
04	Dziagwa, Thomas	3	6	1	4	0	0	0	0	0	0	7	3	2	0	0	14
12	McGriff, Cameron	1	4	0	1	4	6	2	1	3	4	6	0	1	0	1	17
24	Dillard, Davon	0	0	0	0	0	0	0	0	0	0	0	0	0	0	0	1
34	Lienhard, Will	0	0	0	0	0	0	1	1	1	0	0	0	0	0	0	4
41	Solomon, Mitchell	0	0	0	0	0	0	0	4	4	0	0	0	0	2	0	15
Team						1				1							
Totals		26	61	8	25	19	93	23	32	28	79	12	11	2	4	200	



BOX SCORES

Jan. 21, 2017 ► United Supermarkets Arena (Lubbock, Texas) ► Att. 11,360	
OKLAHOMA STATE	83
TEXAS TECH	64

VISITORS: Oklahoma State (11-8, 1-6 Big 12)

##	Player	tot-fg		3-pt		rebounds		ft	fta	of	de	tot	pf	tp	a	to	blk	s	min
		fg	fga	fg	fga	fg	fga												
23	Hammonds, Leyton	f	1	5	1	3	0	0	1	3	4	1	3	2	3	1	0	35	
41	Solomon, Mitchell	f	2	4	0	0	5	5	4	0	4	5	9	1	1	1	0	22	
01	Evans, Jawun	g	2	5	0	1	3	4	0	2	2	4	7	3	2	0	2	17	
13	Forte, Phil	g	5	6	4	4	7	8	0	6	6	2	21	1	2	0	2	34	
30	Carroll, Jeffrey	g	6	12	4	5	9	12	3	6	9	1	25	0	0	0	1	38	
00	Averette, Brandon	1	2	1	1	0	2	0	1	1	2	3	2	4	0	1	22		
04	Dziagwa, Thomas	2	3	1	2	0	0	1	0	1	1	3	5	1	1	0	0	7	
12	McGriff, Cameron	0	0	0	0	2	4	0	1	1	4	2	0	1	0	0	6		
14	N'Guessan, Lucas	0	0	0	0	0	0	0	0	0	1	1	0	0	0	0	2		
21	Waters, Lindy	2	2	0	0	0	0	0	0	0	3	4	1	2	0	1	9		
24	Dillard, Davon	1	1	0	0	2	2	1	0	1	2	4	1	1	0	0	8		
	Team											2					1		
	Totals.....	22	40	11	16	28	37	12	19	31	28	83	12	18	2	7	200		

TOTAL FG% 1st Half: 15-23 65.2% 2nd Half: 7-17 41.2% Game: 55.0% DEADBALL
 3-PT FG% 1st Half: 7-8 87.5% 2nd Half: 4-8 50.0% Game: 68.8% REBOUNDS
 F Throw % 1st Half: 9-13 69.2% 2nd Half: 19-24 79.2% Game: 75.7% 5

HOME TEAM: Texas Tech (14-5, 3-4 Big 12)

##	Player	tot-fg		3-pt		rebounds		ft	fta	of	de	tot	pf	tp	a	to	blk	s	min
		fg	fga	fg	fga	fg	fga												
11	Smith, Zach	f	2	6	1	1	6	7	1	2	3	3	11	1	1	0	1	29	
21	Livingston, Anthony	f	3	6	3	5	0	1	0	1	1	4	9	2	1	0	0	22	
02	Thomas, Devon	g	4	4	0	0	3	4	0	0	0	4	11	1	4	1	1	32	
05	Gray, Justin	g	2	7	0	3	3	4	5	4	9	3	7	1	3	0	1	33	
12	Evans, Keenan	g	5	11	2	5	3	4	0	0	0	2	15	3	1	0	1	36	
04	Millinghaus, Shadell	1	3	0	2	2	2	0	1	1	1	3	4	0	1	1	1	19	
10	Stevenson, Niem	2	3	1	2	0	0	1	1	1	2	5	0	1	0	0	14		
15	Ross, Aaron	1	5	0	3	0	1	1	1	2	5	2	1	3	0	0	13		
22	Brandsma, Thomas	0	0	0	0	0	0	0	0	0	0	1	0	0	0	0	1		
34	Temple, Matthew	0	0	0	0	0	0	0	0	0	1	0	0	0	0	0	1		
	TEAM											1					1		
	Totals.....	20	45	7	21	17	25	8	10	18	28	64	9	15	2	5	200		

TOTAL FG% 1st Half: 9-23 39.1% 2nd Half: 11-22 50.0% Game: 44.4% DEADBALL
 3-PT FG% 1st Half: 2-8 25.0% 2nd Half: 5-13 38.5% Game: 33.3% REBOUNDS
 F Throw % 1st Half: 10-13 76.9% 2nd Half: 7-12 58.3% Game: 68.0% 6

Officials: Paul Janssen, Don Dally, Rodrick Dixon
 Technical fouls: Oklahoma State-None. Texas Tech-None.

Score by Periods	1st	2nd	Total
Oklahoma State	46	37	83
Texas Tech	30	34	64

Jan. 23, 2017 ► Gallagher-Iba Arena (Stillwater, Okla.) ► Att. 6,090	
TCU	76
OKLAHOMA STATE	89

VISITORS: TCU (14-6, 3-5 Big 12)

##	Player	tot-fg		3-pt		rebounds		ft	fta	of	de	tot	pf	tp	a	to	blk	s	min
		fg	fga	fg	fga	fg	fga												
10	Brodziansky, Vlad	f	5	10	1	2	9	10	2	4	6	2	20	0	2	1	0	29	
00	Fisher, Jaylen	g	3	7	1	5	0	0	0	3	3	1	7	3	4	0	0	33	
11	Parrish, Brandon	g	0	6	0	4	1	2	1	0	1	2	1	0	1	0	1	18	
25	Robinson, Alex	g	3	8	1	3	6	0	2	2	5	13	3	2	1	0	30		
34	Williams, Kenrich	g	7	10	2	5	4	4	5	7	12	4	20	2	1	0	1	37	
01	Bane, Desmond	1	4	0	1	0	0	0	0	0	2	2	0	2	0	0	12		
02	Williams, Michael	1	4	0	3	0	0	0	2	2	0	2	1	0	0	0	10		
15	Miller, JD	1	7	1	3	2	2	1	1	2	1	5	1	0	0	0	21		
32	Shepherd, Karviar	3	4	0	0	0	0	2	0	2	3	6	0	0	0	0	7		
33	Washburn, Chris	0	1	0	0	0	0	0	1	1	0	0	0	0	0	0	3		
	TEAM											2					4		
	Totals.....	24	61	6	26	22	24	13	22	35	20	76	10	12	2	2	200		

TOTAL FG% 1st Half: 10-31 32.3% 2nd Half: 14-30 46.7% Game: 39.3% DEADBALL3-PT
 3-PT FG% 1st Half: 1-11 9.1% 2nd Half: 5-15 33.3% Game: 23.1% REBOUNDS F
 Throw % 1st Half: 6-9 66.7% 2nd Half: 14-15 93.3% Game: 91.7% 1

HOME TEAM: Oklahoma State (12-8, 2-6 Big 12)

##	Player	tot-fg		3-pt		rebounds		ft	fta	of	de	tot	pf	tp	a	to	blk	s	min
		fg	fga	fg	fga	fg	fga												
23	Hammonds, Leyton	f	1	4	0	1	4	4	0	6	5	6	1	1	1	0	28		
30	Carroll, Jeffrey	f	5	6	1	1	8	8	1	9	10	2	19	1	1	1	1	35	
41	Solomon, Mitchell	c	3	4	0	0	2	2	0	4	4	4	8	0	0	1	0	17	
01	Evans, Jawun	g	11	17	2	4	3	3	0	2	2	1	27	8	1	0	1	35	
13	Forte, Phil	g	4	10	1	6	0	0	1	1	3	9	2	1	0	2	30		
00	Averette, Brandon	3	7	0	0	0	0	0	0	0	0	6	1	0	0	13			
04	Dziagwa, Thomas	0	0	0	0	0	0	0	0	1	0	0	0	0	0	2			
12	McGriff, Cameron	0	1	0	1	0	0	0	0	0	0	0	0	0	0	1	11		
14	N'Guessan, Lucas	2	2	0	0	0	0	0	0	0	2	4	0	1	0	0	7		
21	Waters, Lindy	0	1	0	0	0	0	0	0	0	0	0	0	0	1	0	6		
24	Dillard, Davon	3	7	1	2	3	4	2	1	3	0	10	0	1	1	1	16		
	TEAM											2					4		
	Totals.....	32	59	5	15	20	21	5	25	30	18	89	13	7	4	6	200		

TOTAL FG% 1st Half: 12-28 42.9% 2nd Half: 20-31 64.5% Game: 54.2% DEADBALL
 3-PT FG% 1st Half: 2-8 25.0% 2nd Half: 3-7 42.9% Game: 33.3% REBOUNDS
 F Throw % 1st Half: 6-7 85.7% 2nd Half: 14-14 100% Game: 95.2% 1

Officials: Mike Stuart, Ray Natili, Keith Kimble
 Technical fouls: TCU-None. Oklahoma State-None.

Score by Periods	1st	2nd	Total
TCU	29	47	76
Oklahoma State	32	57	89




BROADCAST SPOT CHART



**O BRANDON
AVERETTE**

5-11 • 175 • Fr • Guard
Richardson, Texas



**1 JAWUN
EVANS**

6-1 • 185 • So • Guard
Dallas, Texas



**4 THOMAS
DZIAGWA**

6-4 • 180 • Fr • Guard
Temple Terrace, Fla.



**5 TAVARIUS
SHINE**

6-6 • 200 • Jr • Guard/SF
Irving, Texas



**12 CAMERON
MCGRIFF**

6-7 • 210 • Fr • Forward
Grand Prairie, Texas



**13 PHIL
FORTE III**

5-11 • 195 • R-Sr • Guard
Flower Mound, Texas



**14 LUCAS
N'GUESSAN**

7-0 • 215 • Fr • F/C
De Lier, Netherlands



**21 LINDY
WATERS III**

6-6 • 200 • Fr • Guard
Norman, Okla.



**23 LEYTON
HAMMONDS**

6-8 • 215 • Sr • Forward
North Richland Hills, Texas



**24 DAVON
DILLARD**

6-5 • 215 • So • Guard/SF
Gary, Ind.



**30 JEFFREY
CARROLL**

6-6 • 215 • R-Jr • Guard/SF
Rowlett, Texas



**32 TYLER
UNDERWOOD**

6-2 • 160 • R-Fr • Guard
Stillwater, Okla.



**33 TREY
REEVES**

6-4 • 215 • Fr • Forward
Gans, Okla.



**34 WILL
LIENHARD**

6-7 • 255 • So • Forward
Oklahoma City



**41 MITCHELL
SOLOMON**

6-9 • 245 • Jr • Forward
Bixby, Okla.



**BRAD
UNDERWOOD**

Head Coach
Kansas State, 1986



LAMONT EVANS

Asst Coach/Recruiting Coordinator
Kansas State, 2009



MIKE BOYNTON

Assistant Coach
South Carolina, 2003



DANNY HENDERSON

Assistant Coach
Austin College, 1984